KÄYTTÖOHJE
BRUKSANVISNING

INSTRUCTION MANUAL
PAIGALDUSJUHEND

Menu IP21/IP44

FI

Asennuksen saa suorittaa vain riittävän ammattitaidon omaava henkilö. Asennuksessa noudatettava vallitsevia asennusmääräyksiä. Virta on kytkettävä aina pois ennen asentamista tai huoltotoimenpiteitä. Tuotteessa olevan tyyppitarran merkintöjä on noudatettava.

S

Endast en person med tillräcklig yrkesskicklighet får installera produkten. Installation måste alltid utföras enligt de el-installationsregler som är i kraft. Kretsen ska vara strömlös alltid före installation eller service. Följ markeringar i produktens typetikett.

GB

Only a person with sufficient professional skills is allowed to install the product. Always obey the effective regulations for electric installations. Make sure to switch off the current before installation or service. Always follow the markings in the product label.

EST

Elektriseadme paigaldust võib teostada ainult vastava ala spetsialist. Elektriseadme paigaldusel tuleb jälgida üldisi elektriseadmete paigaldamise eeskirju. Enne elektriseadme paigaldust või hooldust kontrolli, et elekter oleks alati välja lülitatud. Paigaldamisel jälgi tooteetiketil olevaid tingmärke ja juhiseid.

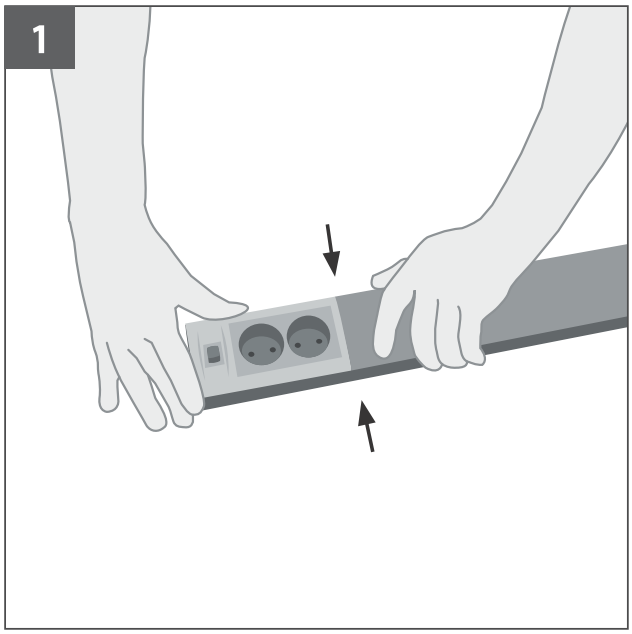
1

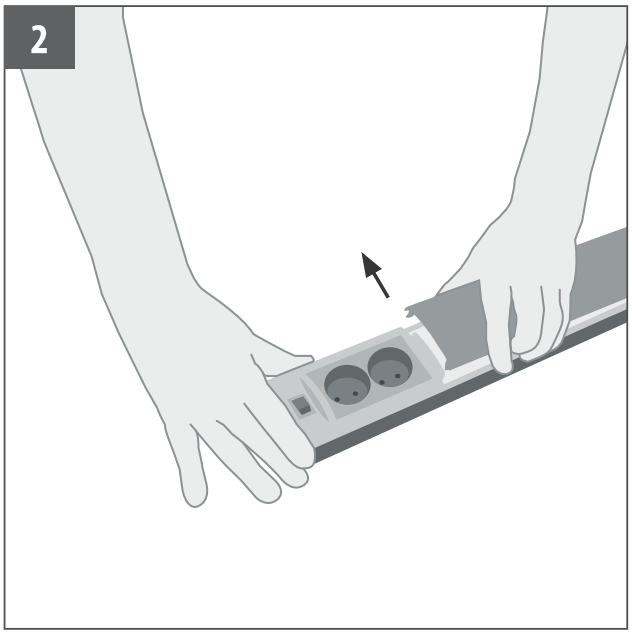
2


3a
OUT
V10


3b

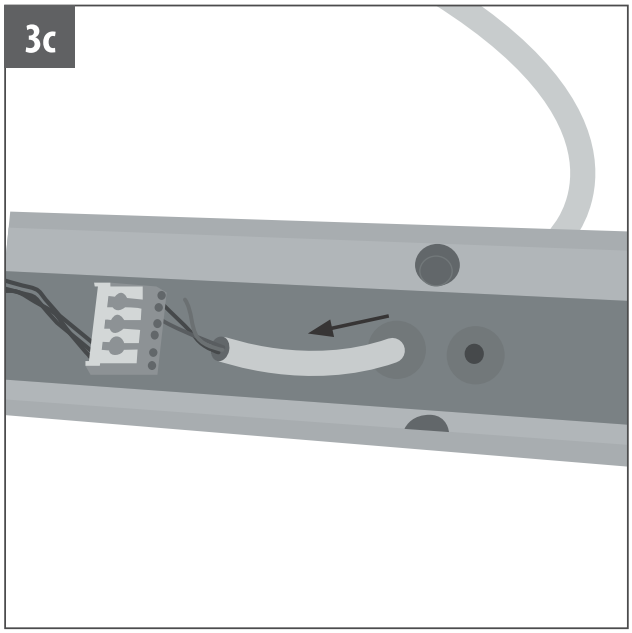
3c

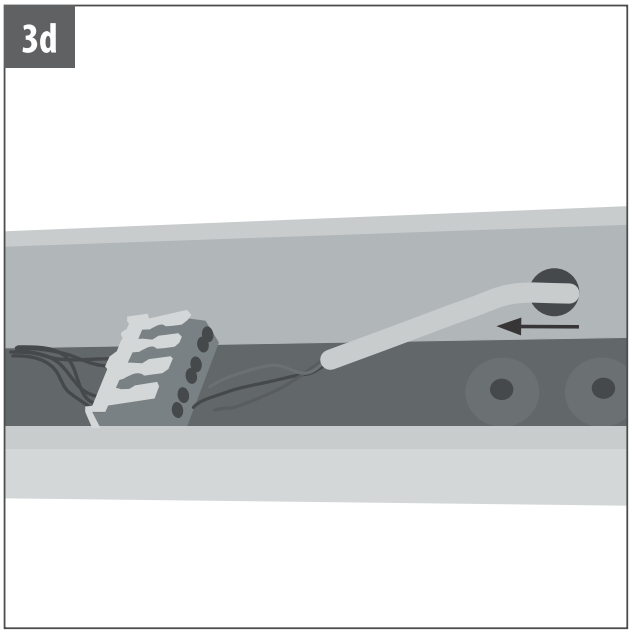
3d

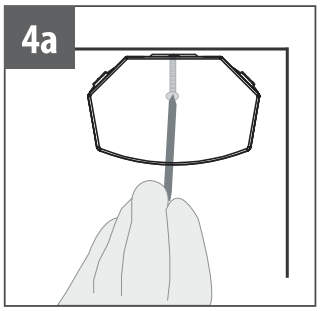
4a

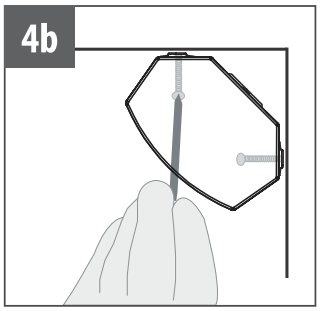
4b

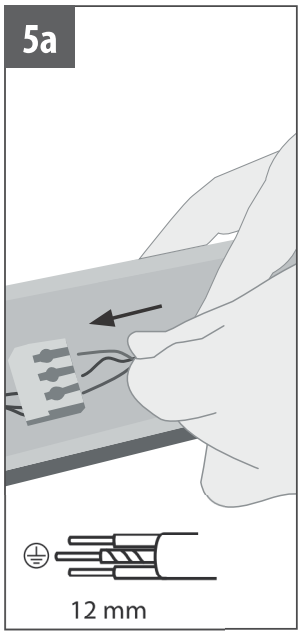
5a
12 mm

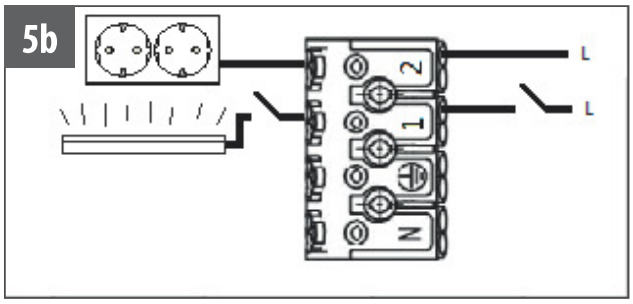
5b
L
L
2
1
N

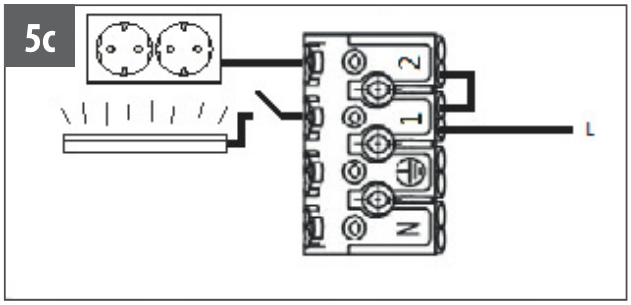
5c
L
2
1
N


6a


6b
OUT

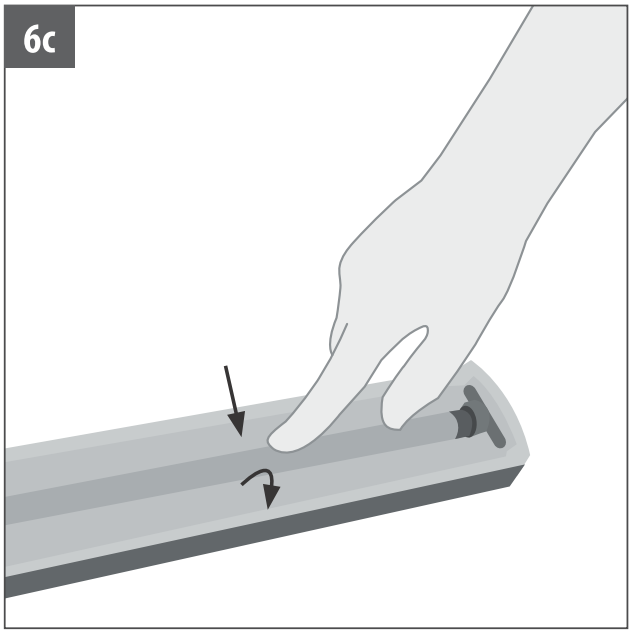
6c

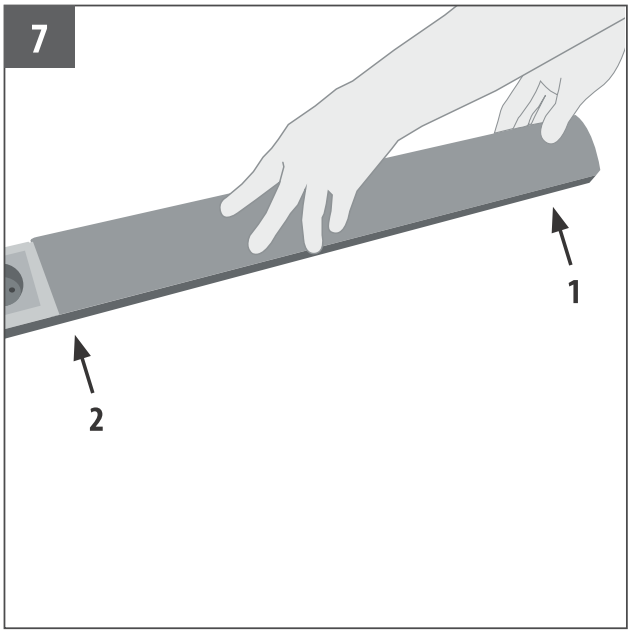
7
1
2