

STYLE:

smart

zen



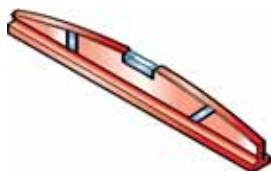
fontanot®
scale di ogni tempo



Copyright by Albini & Fontanot spa, first publication 8 January 2013



13 mm
17 mm
19 mm



2 mm 5 mm
2,5 mm 6 mm
3 mm 8 mm
4 mm



PH 2



Ø 3,5 mm
Ø 5 mm
Ø 11 mm



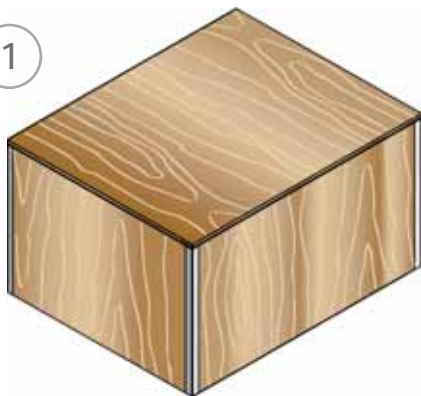
Ø 8 x 120 mm
Ø 14 x 150 mm



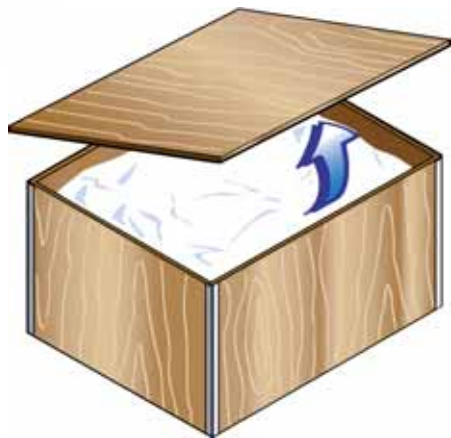
8 mm
13 mm
19 mm

8 mm

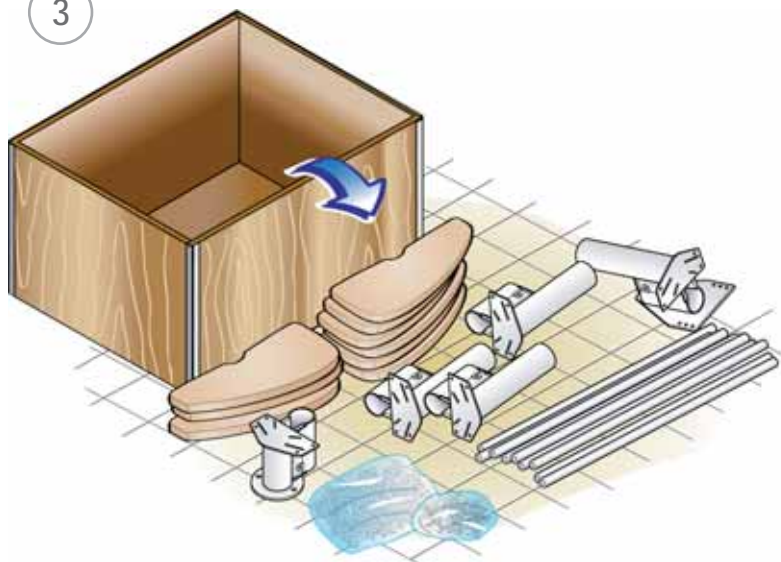
1

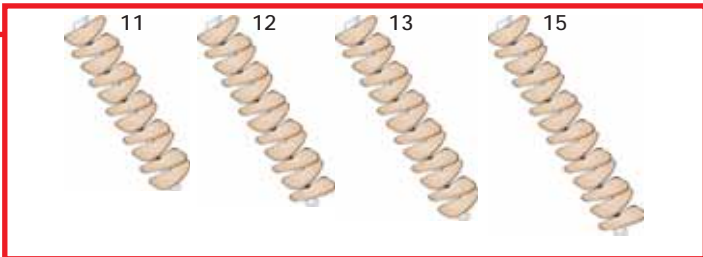
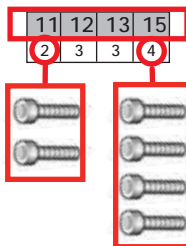


2



3





A39

11	12	13	15
15	15	20	20

A40

11	12	13	15
3	3	3	4

A41

11	12	13	15
10	10	15	15

B02

11	12	13	15
1	1	1	1

B12

11	12	13	15
3	3	3	3

B13

11	12	13	15
2	2	2	2

B51

11	12	13	15
2	2	2	3

B71

11	12	13	15
18	20	22	26

B75

11	12	13	15
36	40	44	52

B95

11	12	13	15
3	3	3	3

BA4

11	12	13	15
5	6	6	7

BB3

11	12	13	15
8	10	10	12

BB6



11	12	13	15
3	4	4	5

BB7



11	12	13	15
10	10	10	10

BF7



11	12	13	15
5	6	6	7

BG1



11	12	13	15
30	35	35	40

BG2



11	12	13	15
3	4	4	5

BG3



11	12	13	15
3	4	4	5

BG4



11	12	13	15
8	10	10	12

C49



11	12	13	15
1	1	1	1

C50



11	12	13	15
1	1	1	1

C54



11	12	13	15
6	7	7	8

C57



11	12	13	15
45	49	53	61

C58



11	12	13	15
3	3	3	3

C76



11	12	13	15
10	10	10	10

C77



11	12	13	15
30	35	35	40

C83



11	12	13	15
6	7	7	8

CD3



11	12	13	15
12	14	14	16

CE3



11	12	13	15
5	6	6	7

CE4



11	12	13	15
1	1	1	1

CF8



11	12	13	15
18	20	22	26

D38



11	12	13	15
10	10	10	10

D40



11	12	13	15
10	10	10	10

D43



11	12	13	15
6	7	7	8

F09



11	12	13	15
1	1	1	1

F12



11	12	13	15
2	2	2	2

F20



11	12	13	15
4	4	4	4

F33



11	12	13	15
2	2	2	2

F54



11	12	13	15
1	1	1	1

L42



11	12	13	15
10	11	12	14

L43



11	12	13	15
1	1	1	1

N16



11	12	13	15
1	1	1	1

N17



11	12	13	15
1	1	1	1

N18



11	12	13	15
7	8	9	11

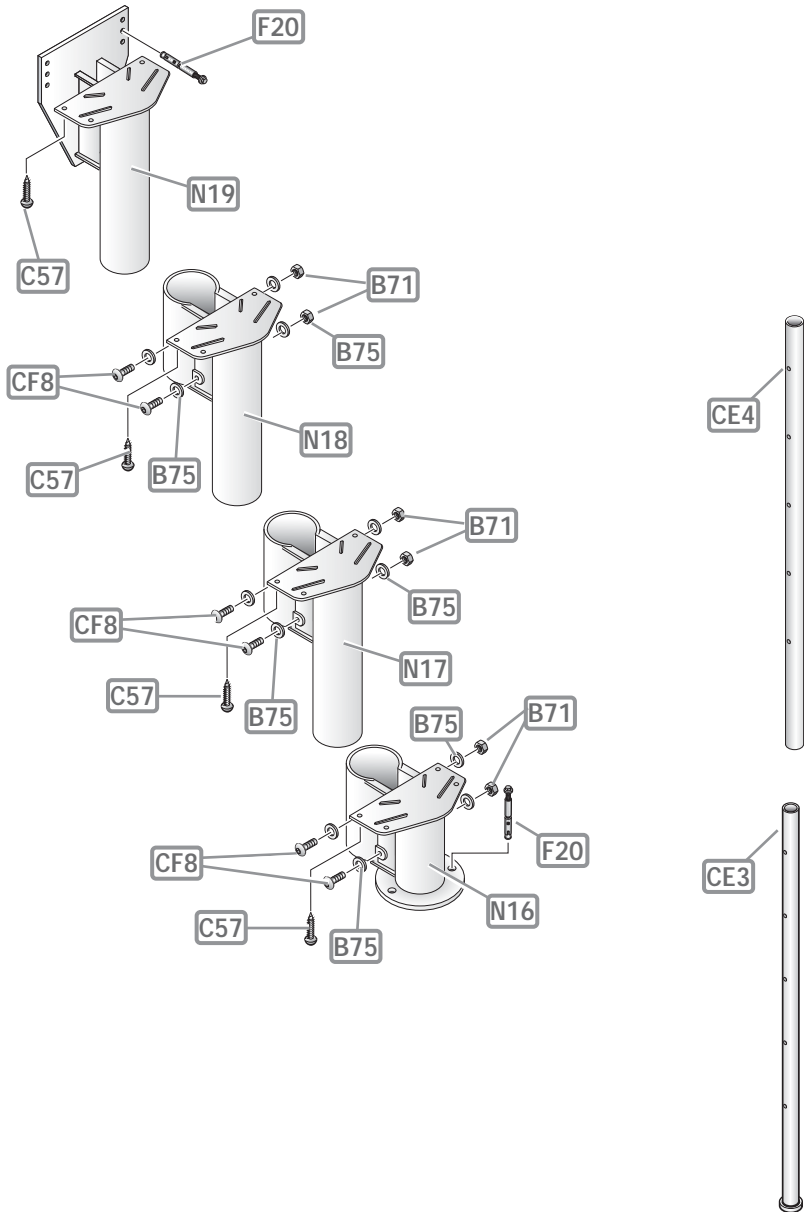
N19

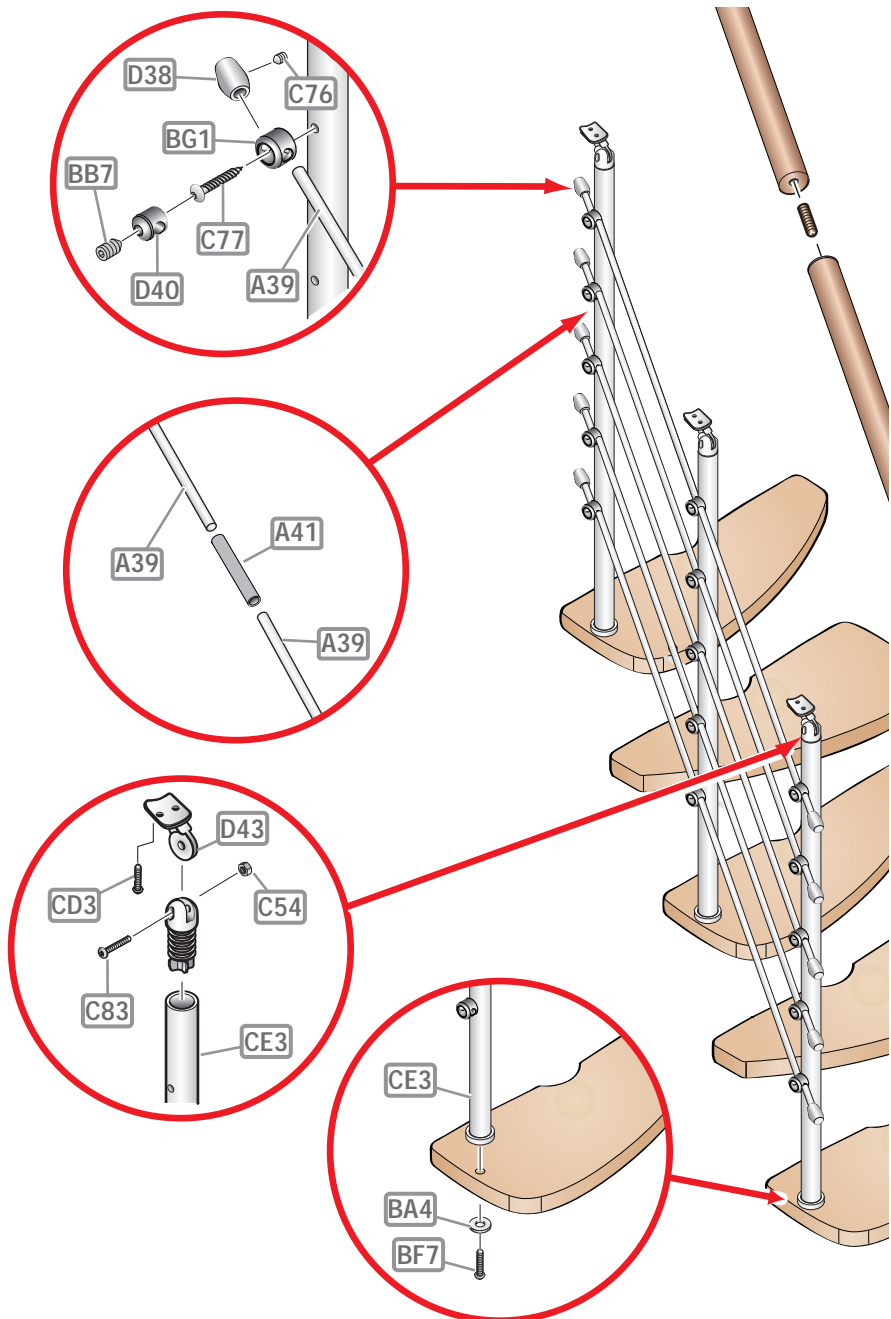


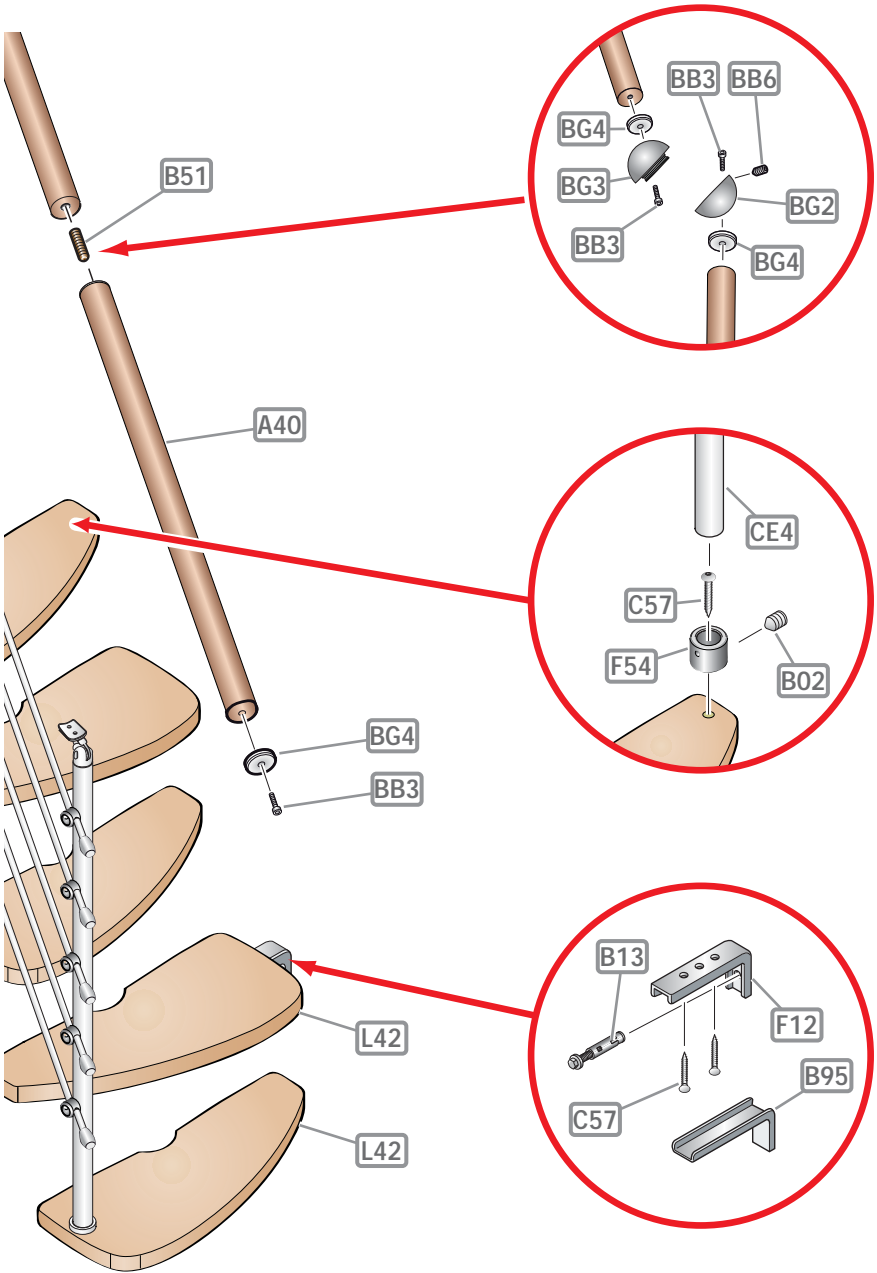
11	12	13	15
1	1	1	1

X01

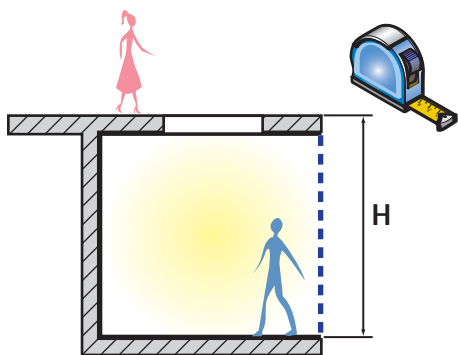
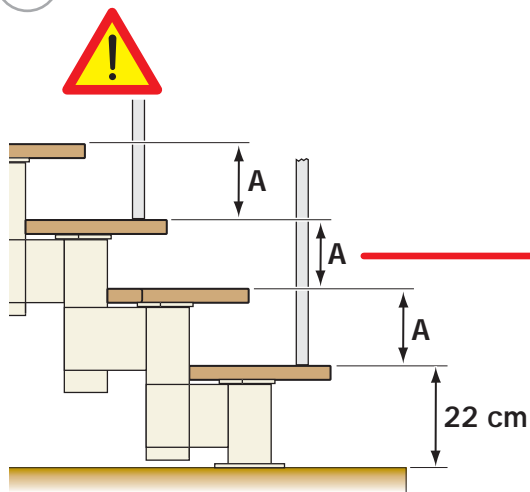








4

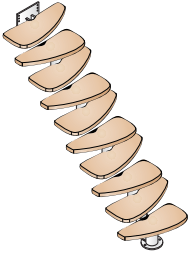


- 11 (N) → H = 212 ÷ 257 cm
- 12 (N) → H = 231 ÷ 280 cm
- 13 (N) → H = 250 ÷ 304 cm
- 15 (N) → H = 288 ÷ 351 cm

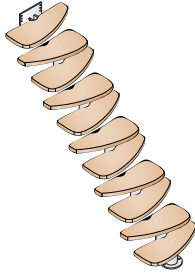


16 - 20

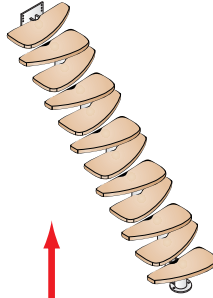
11 (N)



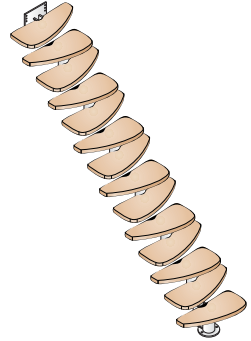
12 (N)



13 (N)

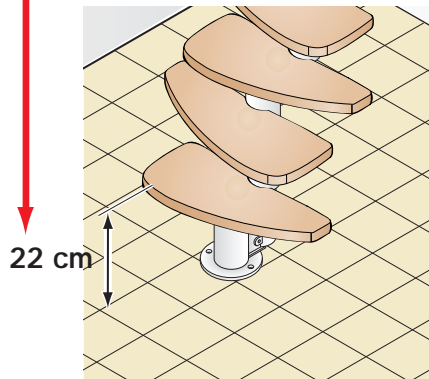
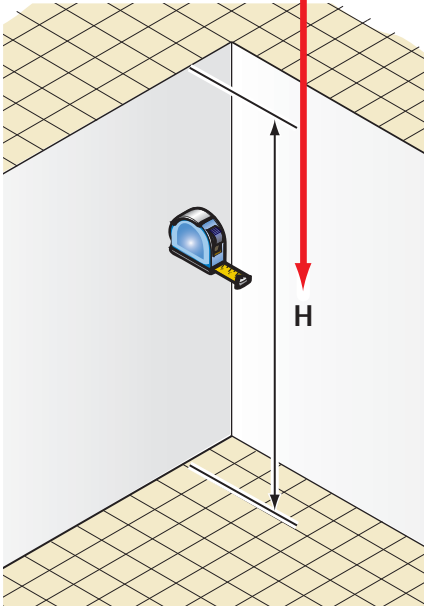


15 (N)

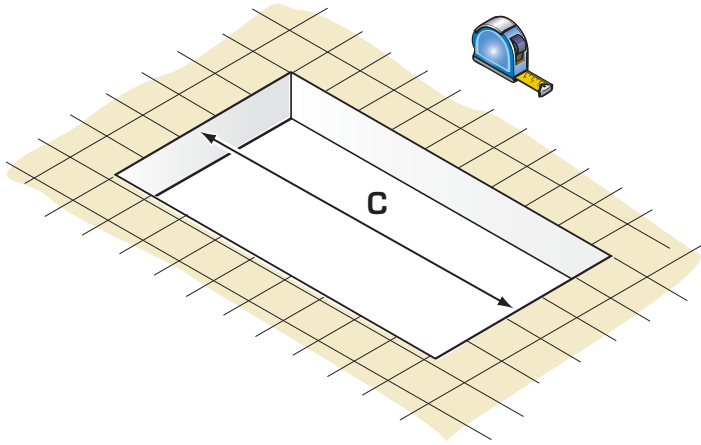


$$A = H - 22 \text{ cm} / N - 1$$

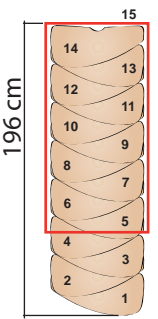
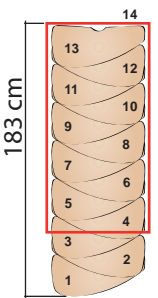
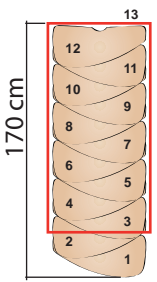
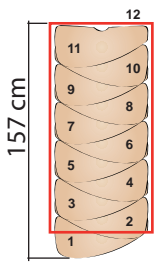
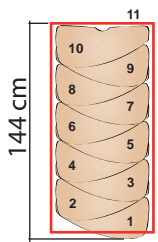
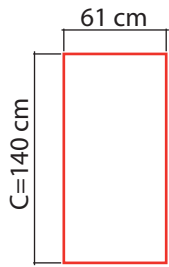
$$(A = 19 \div 23,5 \text{ cm})$$



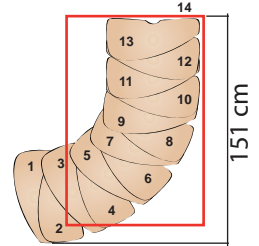
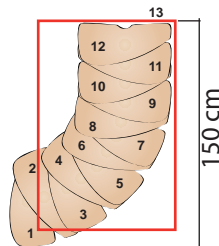
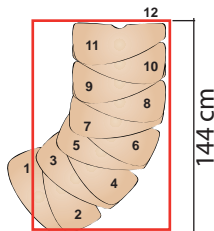
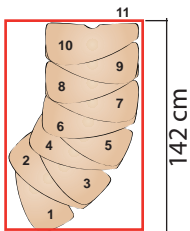
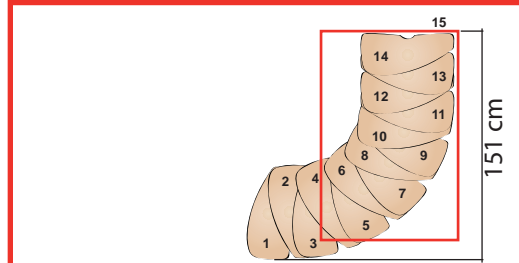
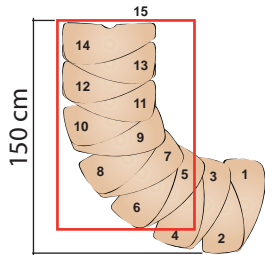
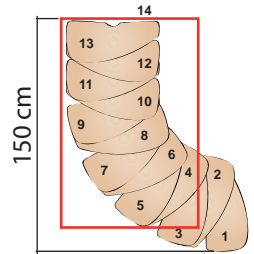
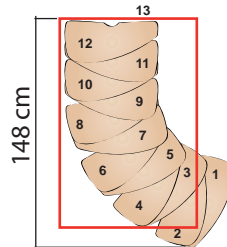
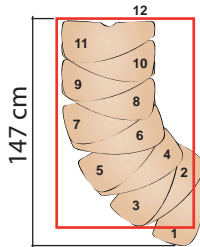
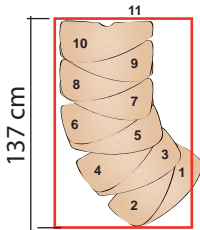
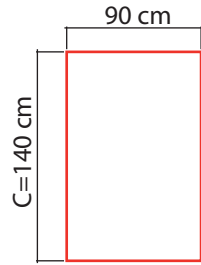
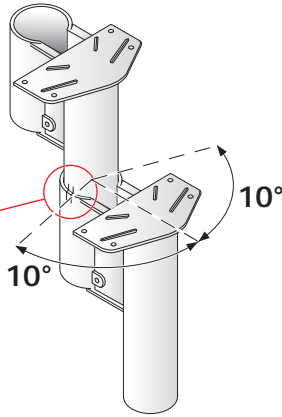
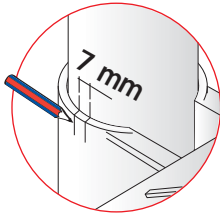
5

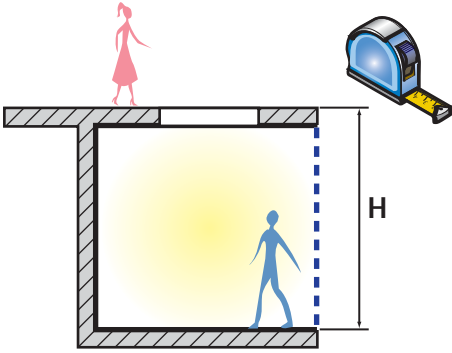


6 a

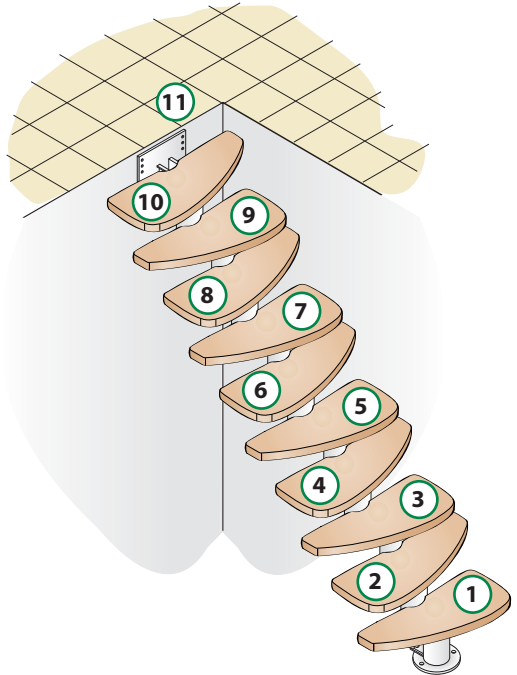
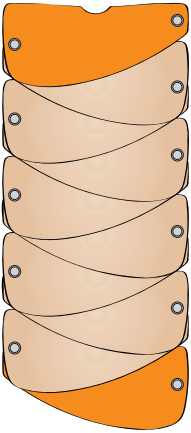


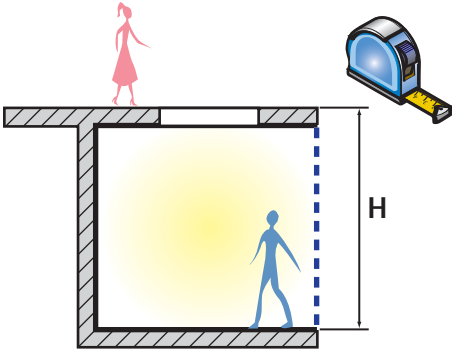
6 b



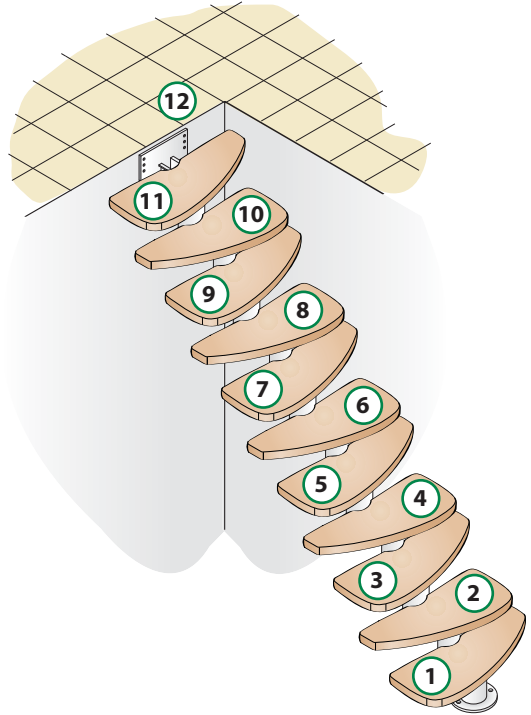
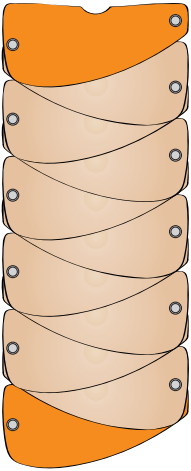


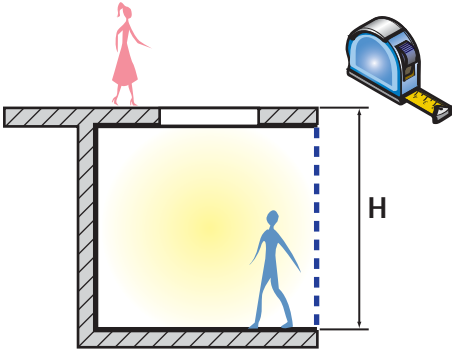
$$H = 212 \div 257 \text{ cm}$$



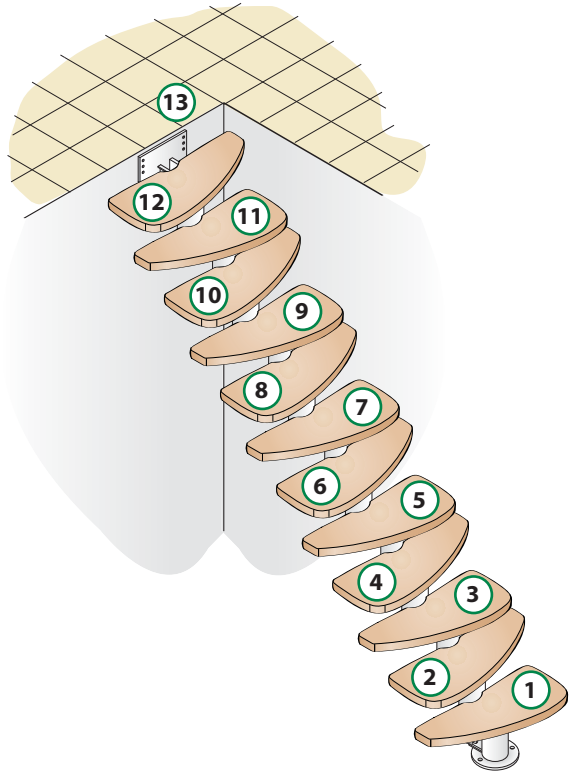
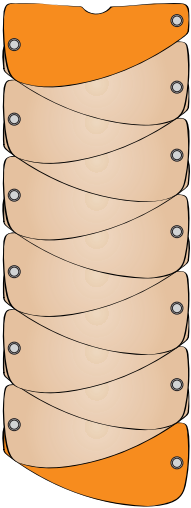


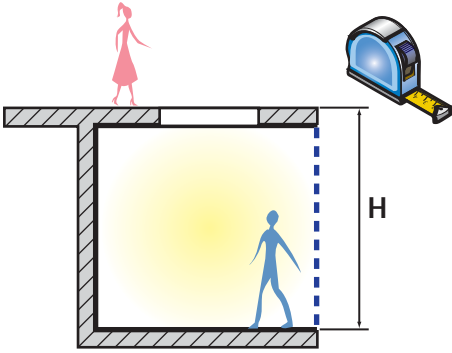
$$H = 231 \div 280 \text{ cm}$$



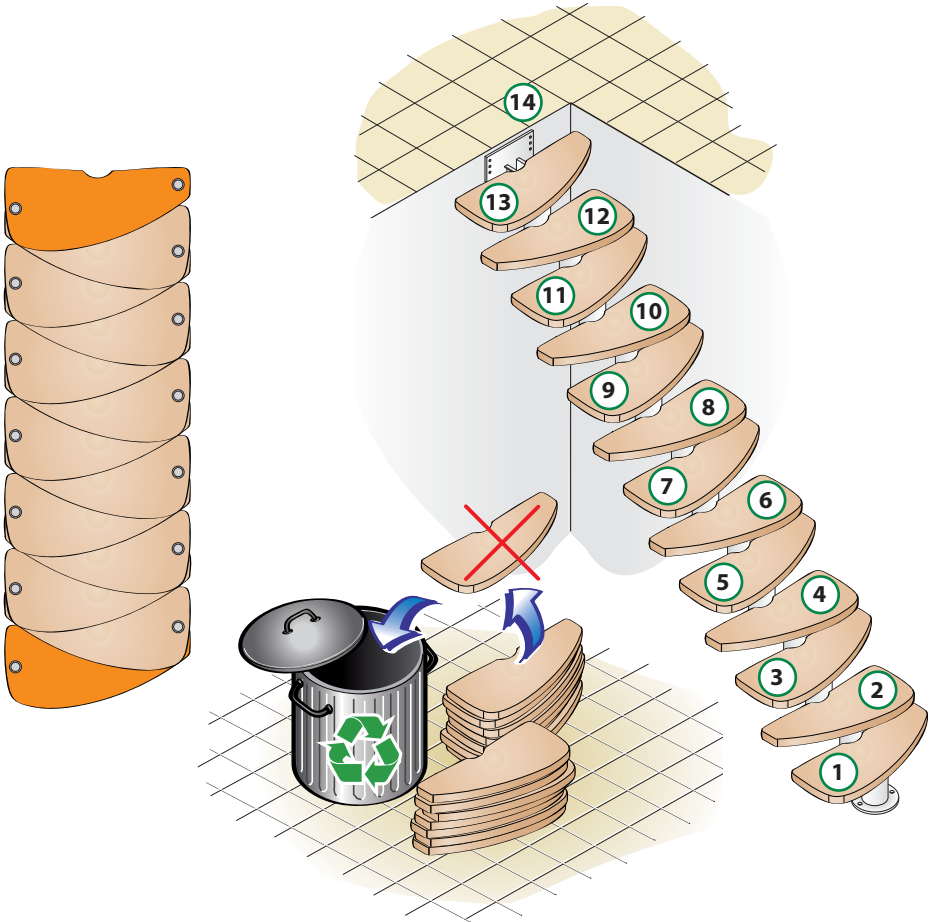


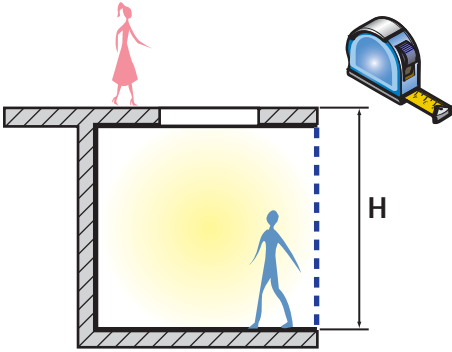
$$H = 250 \div 304 \text{ cm}$$





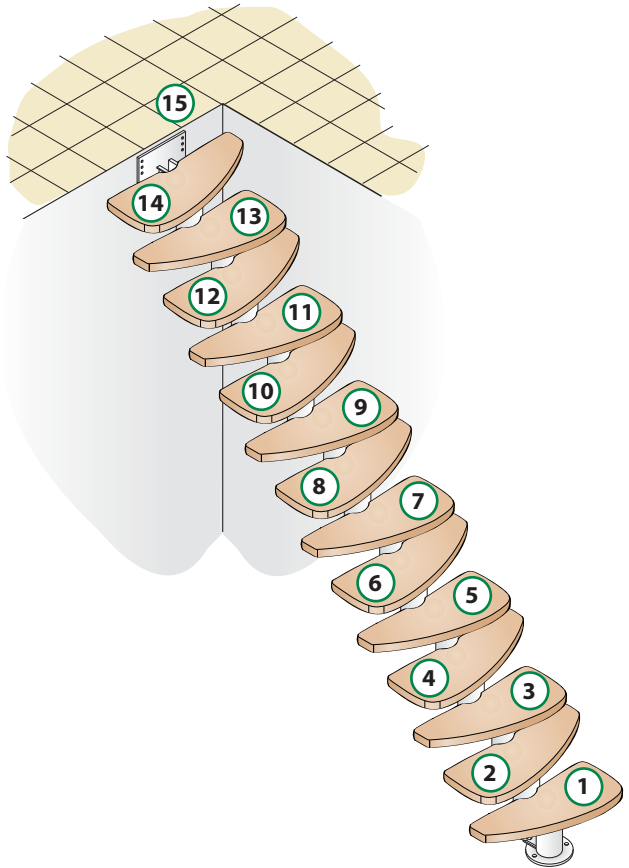
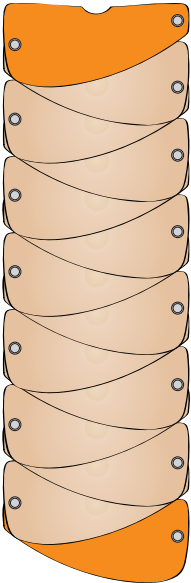
$$H = 269 \div 327 \text{ cm}$$

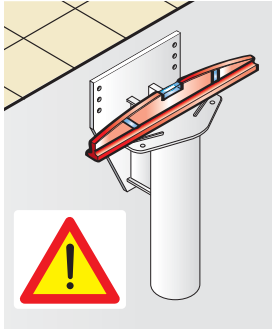




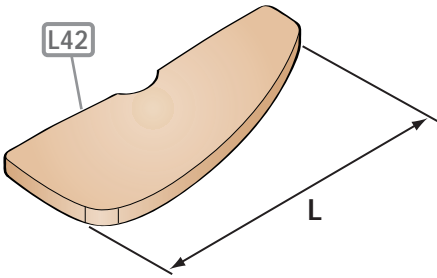
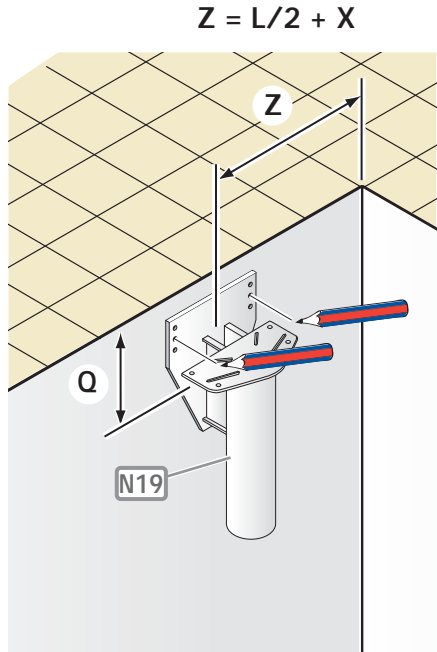
$$H = 269 \div 327 \text{ cm } \textcircled{14}$$

$$H = 288 \div 351 \text{ cm } \textcircled{15}$$

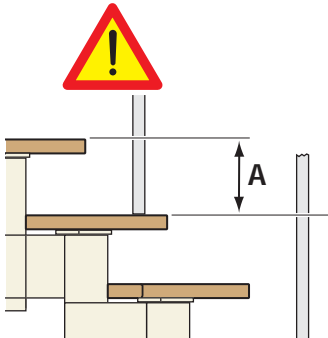
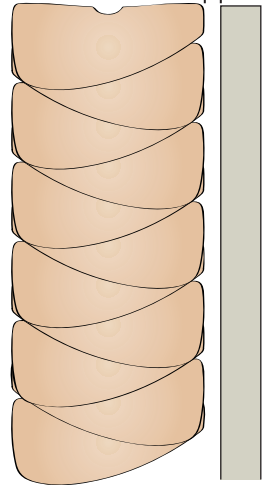


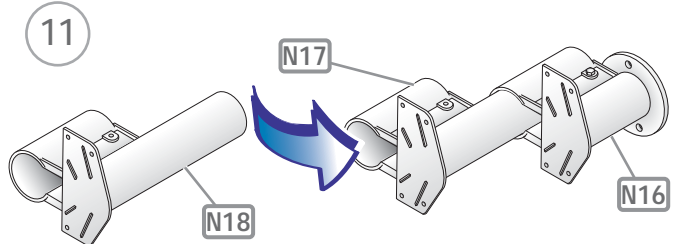
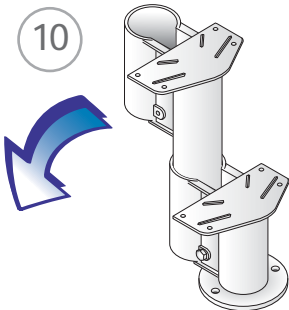
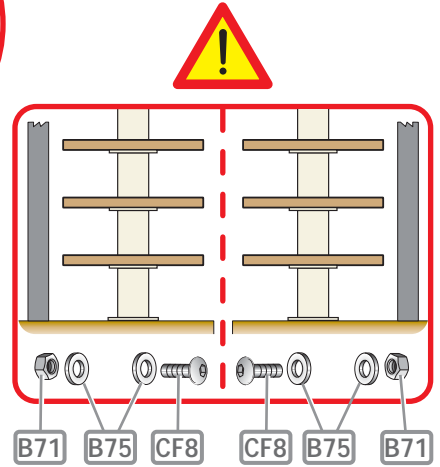
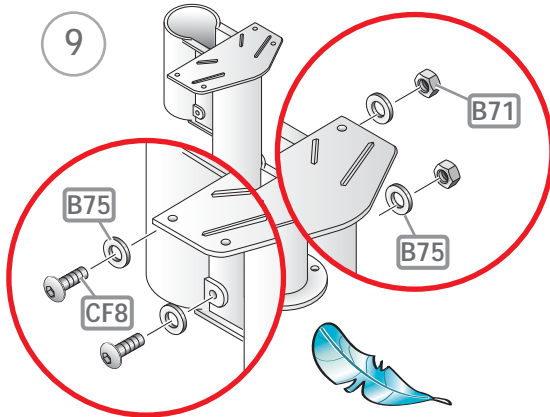
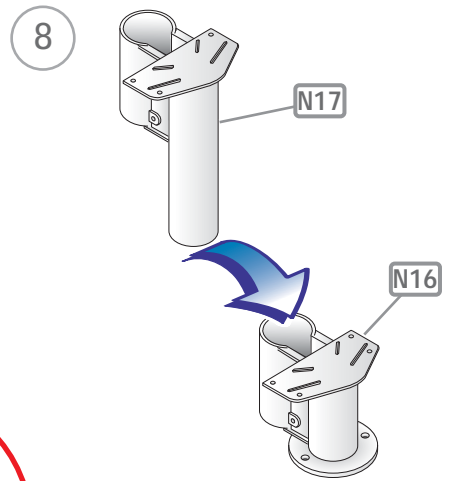
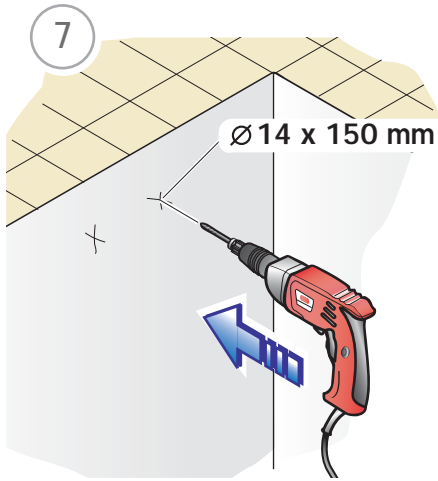


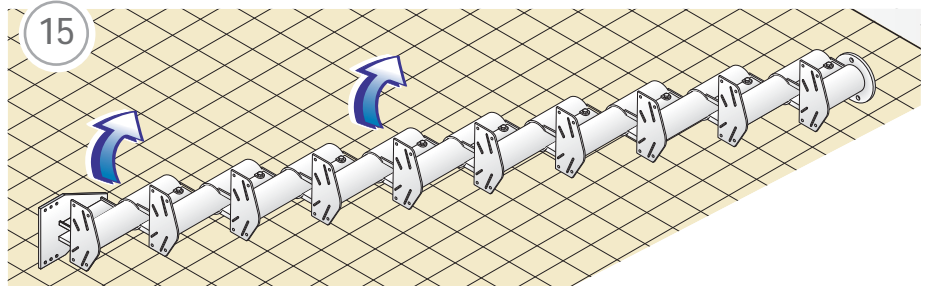
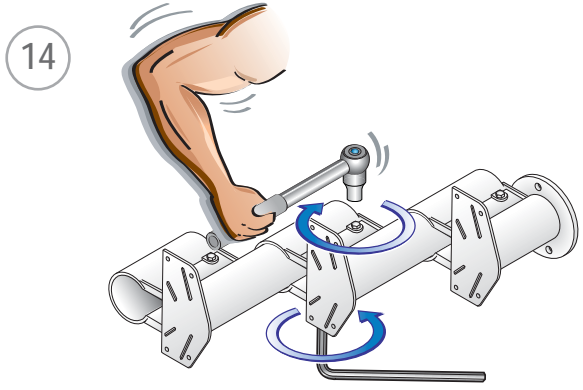
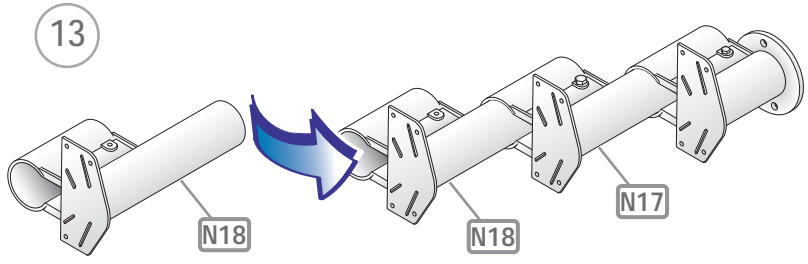
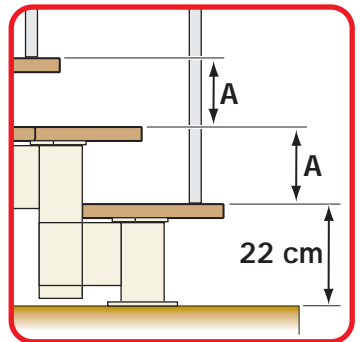
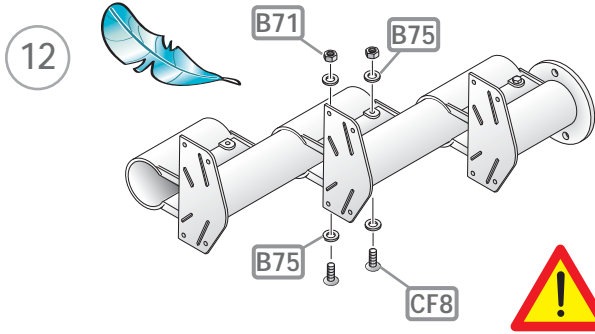
$$Q = A + 3,5 \text{ cm}$$

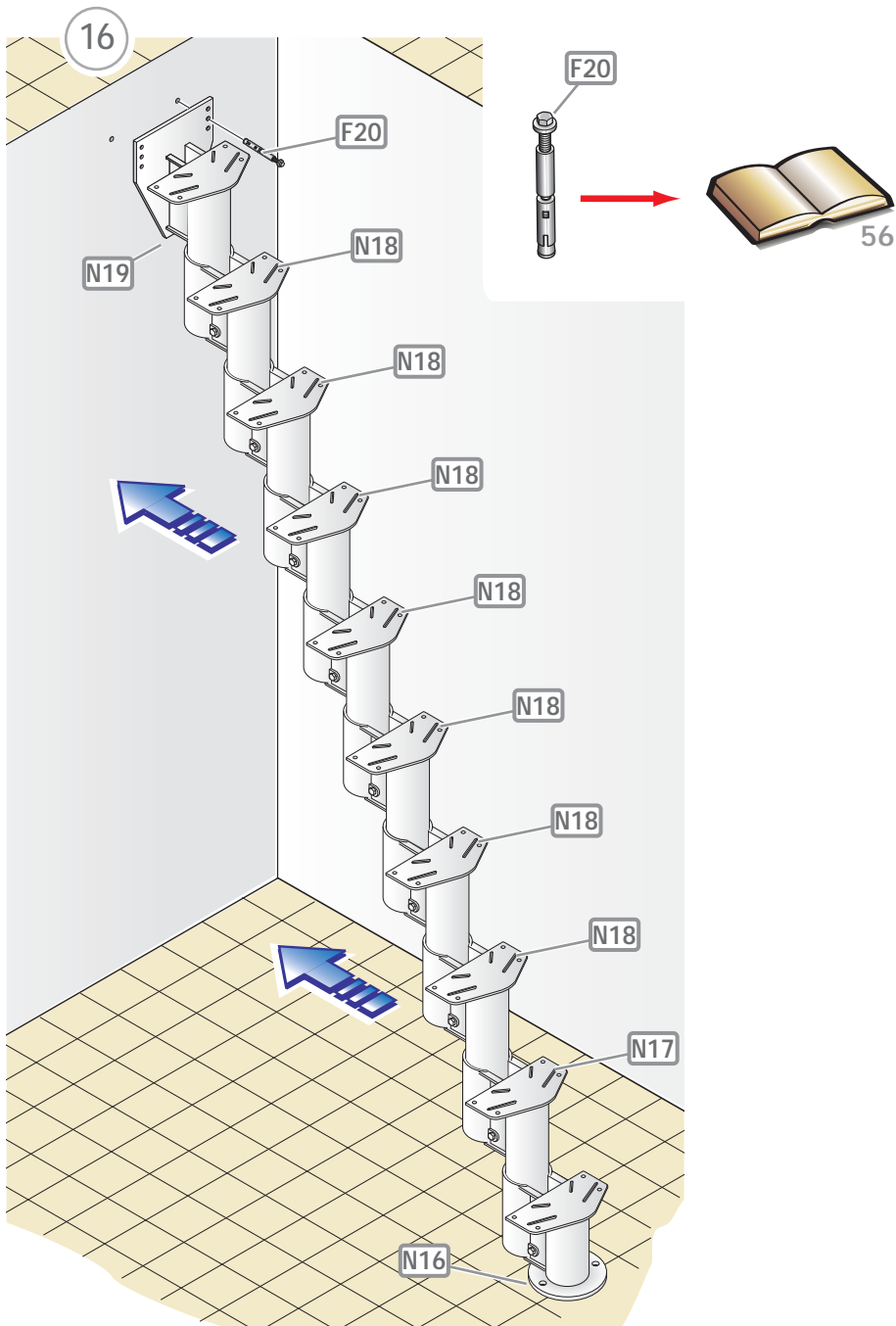


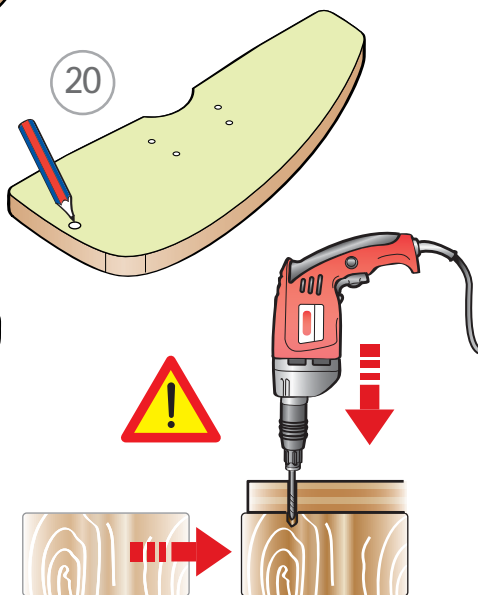
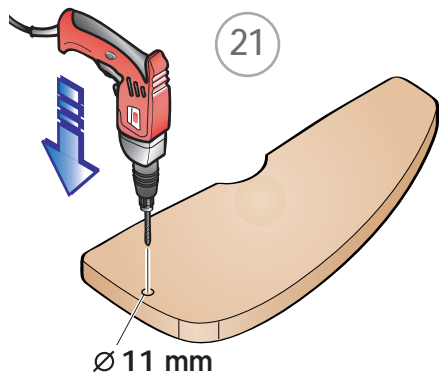
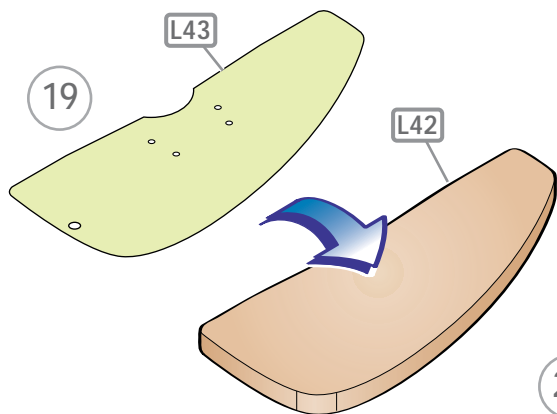
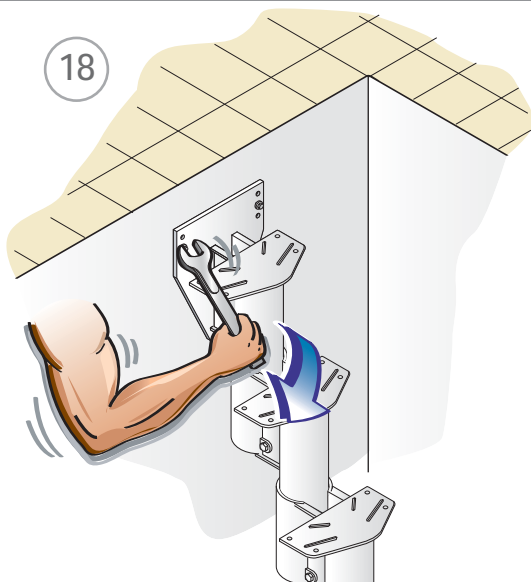
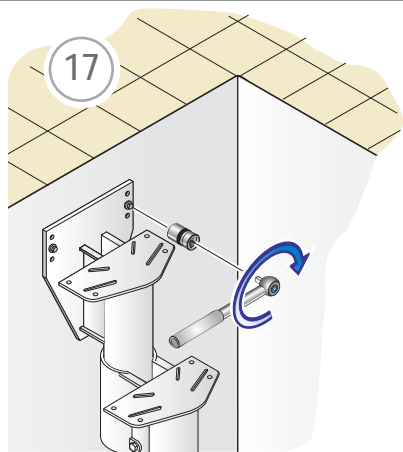
$$X = 2 \div 6 \text{ cm}$$



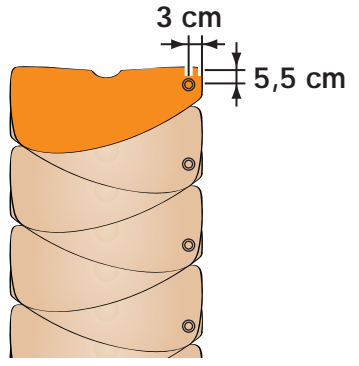
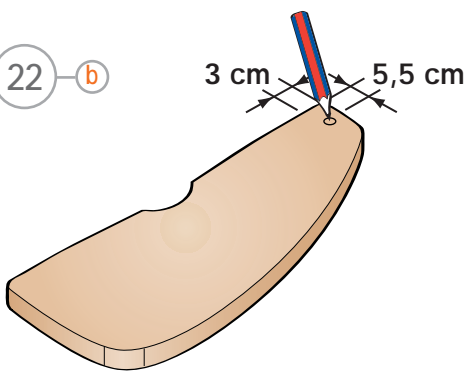






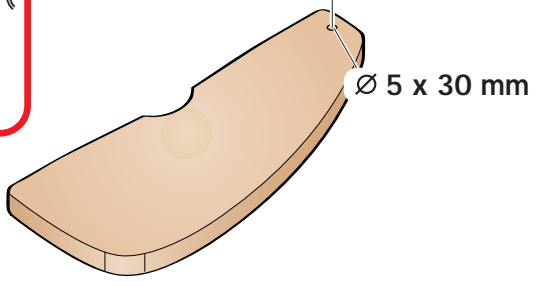
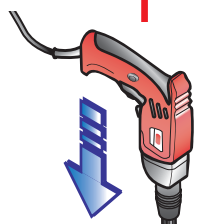
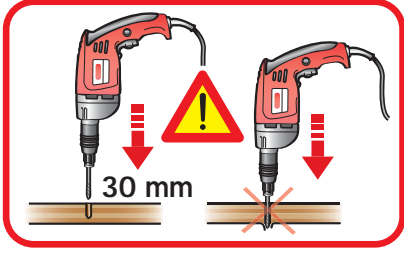


22 b

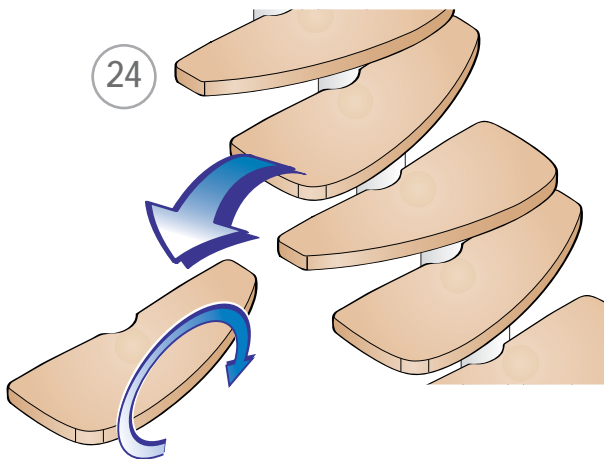


16 - 20

23 b

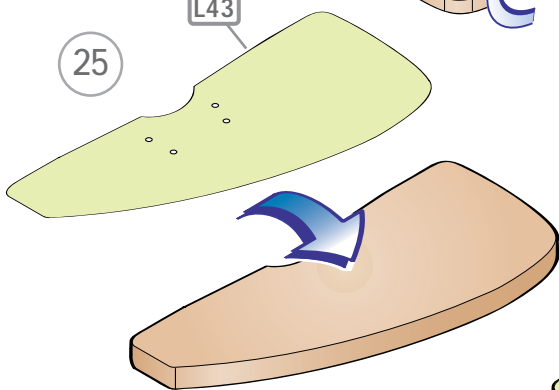


24

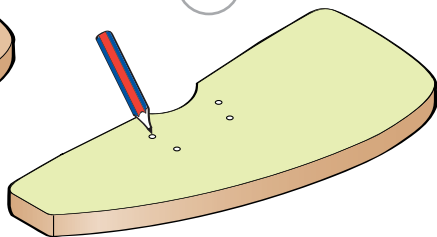


25

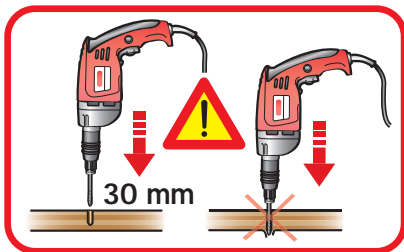
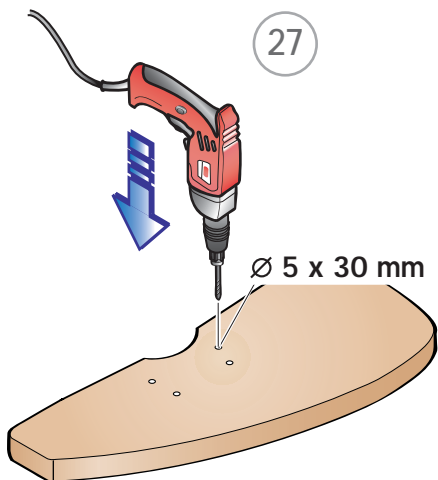
L43

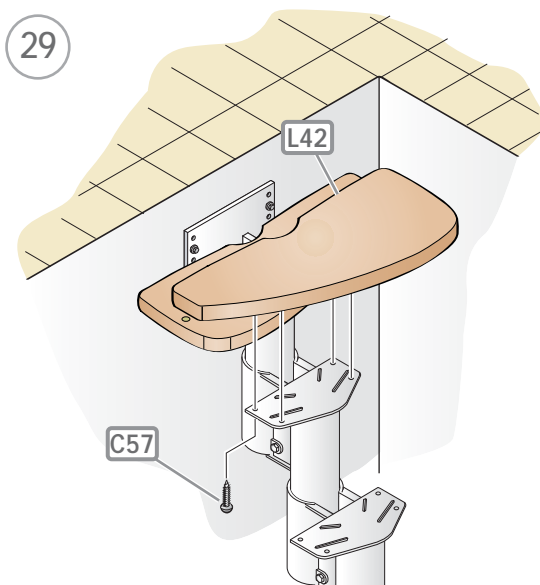
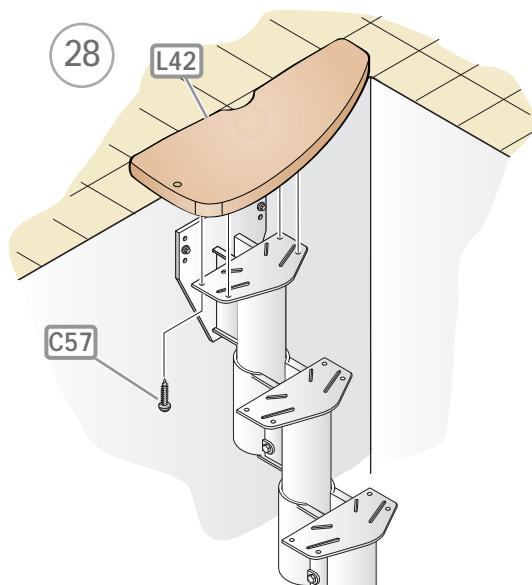


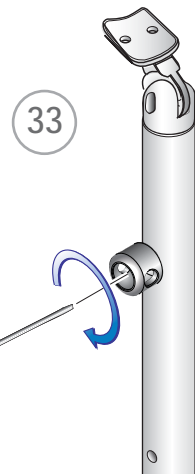
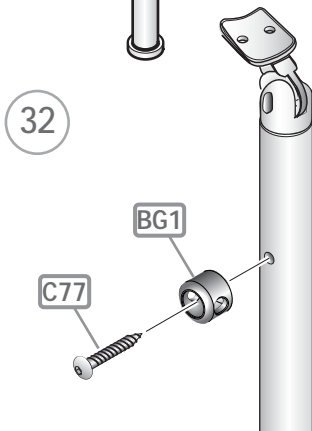
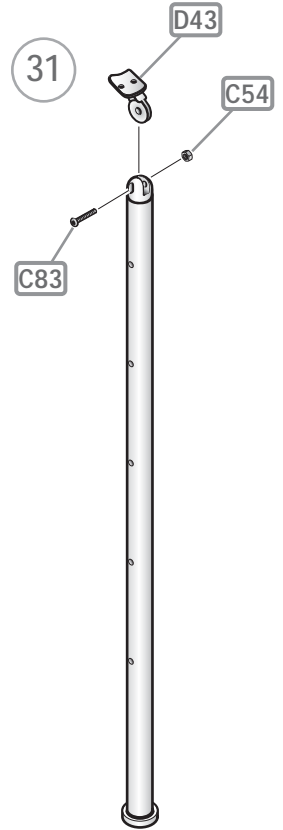
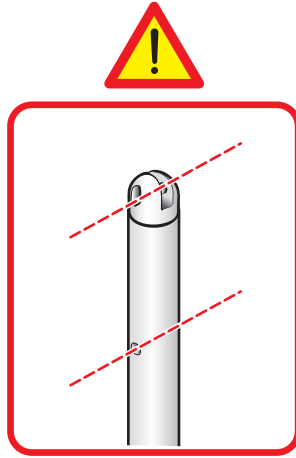
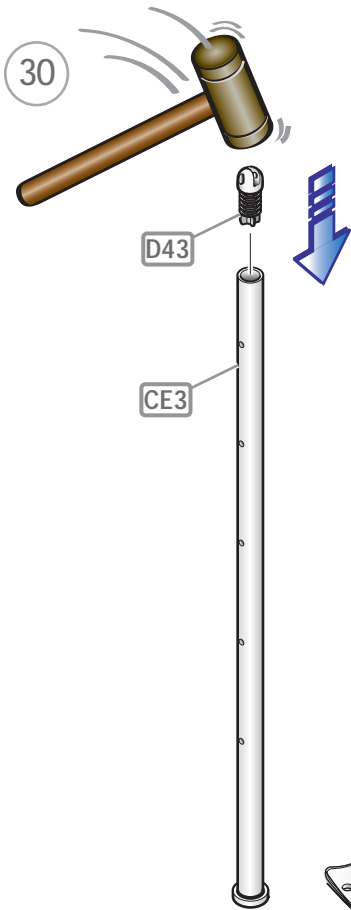
26

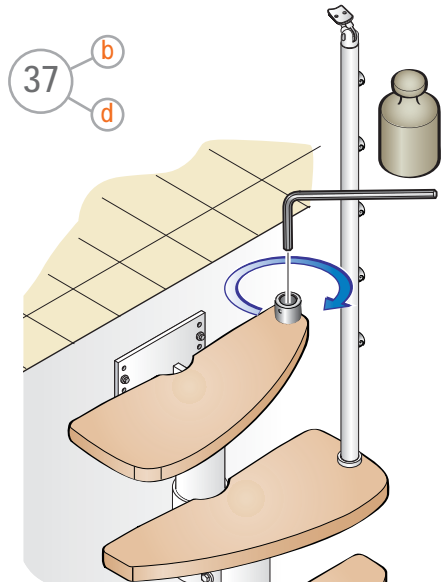
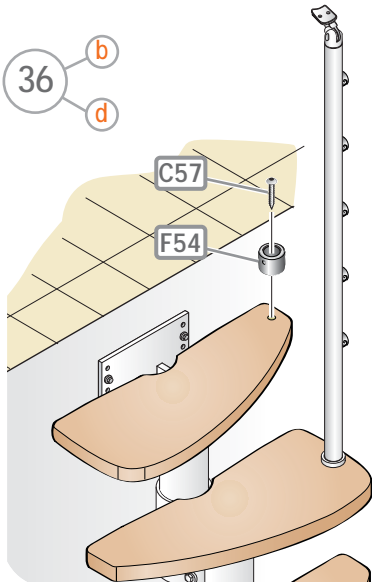
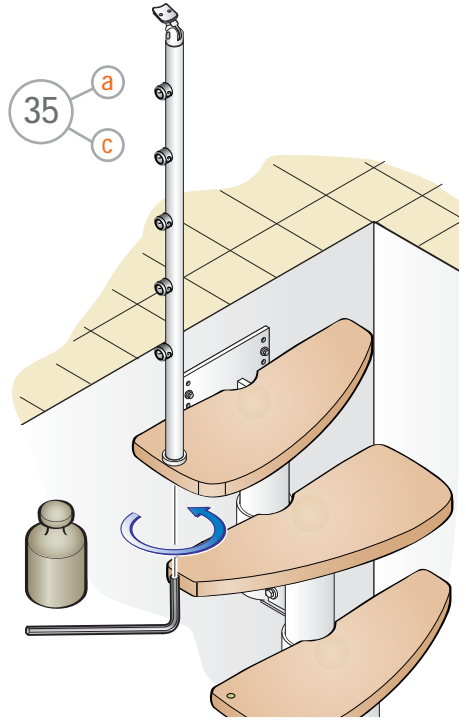
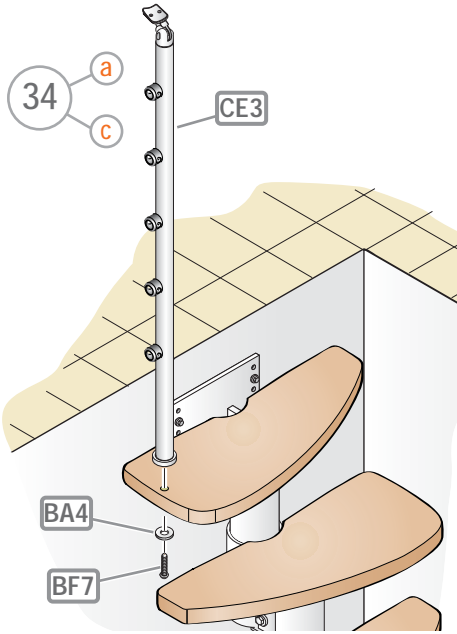


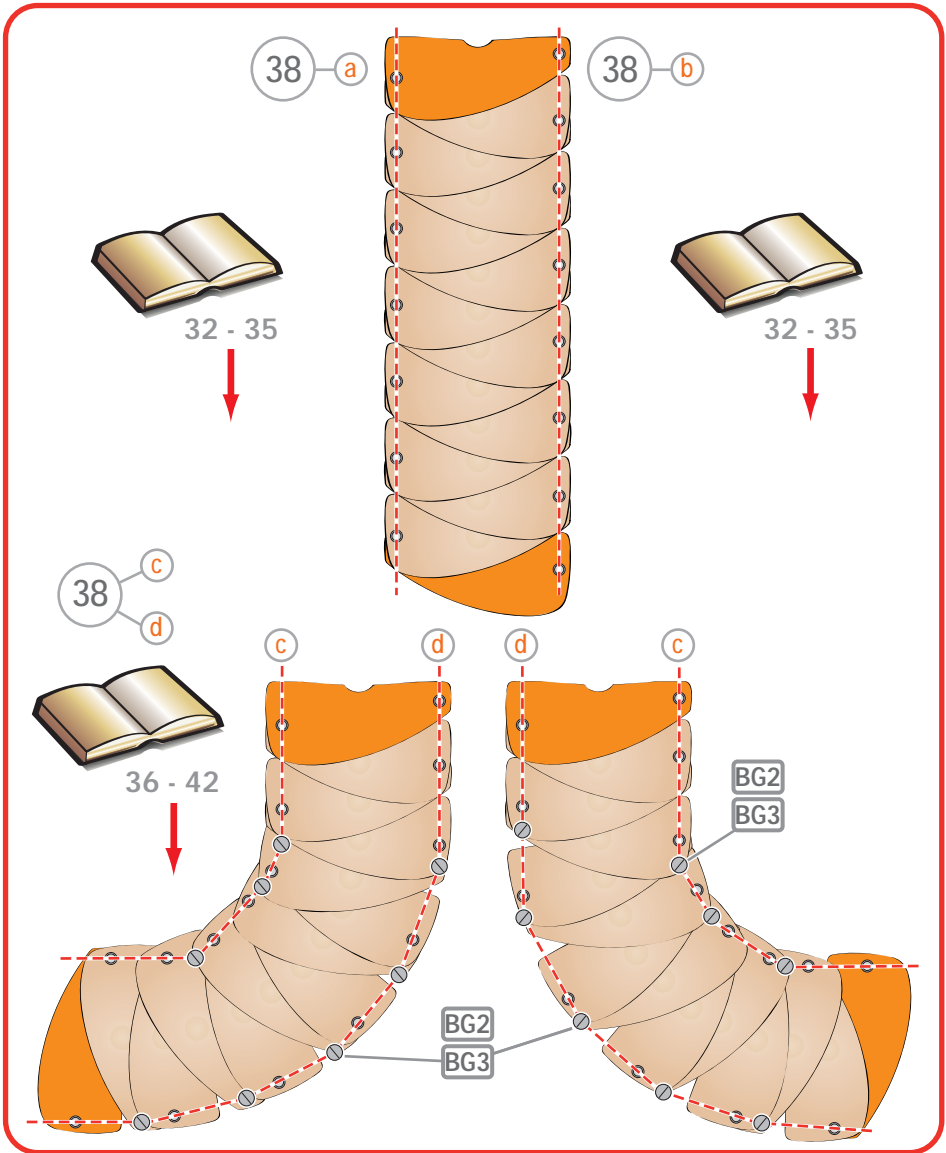
27

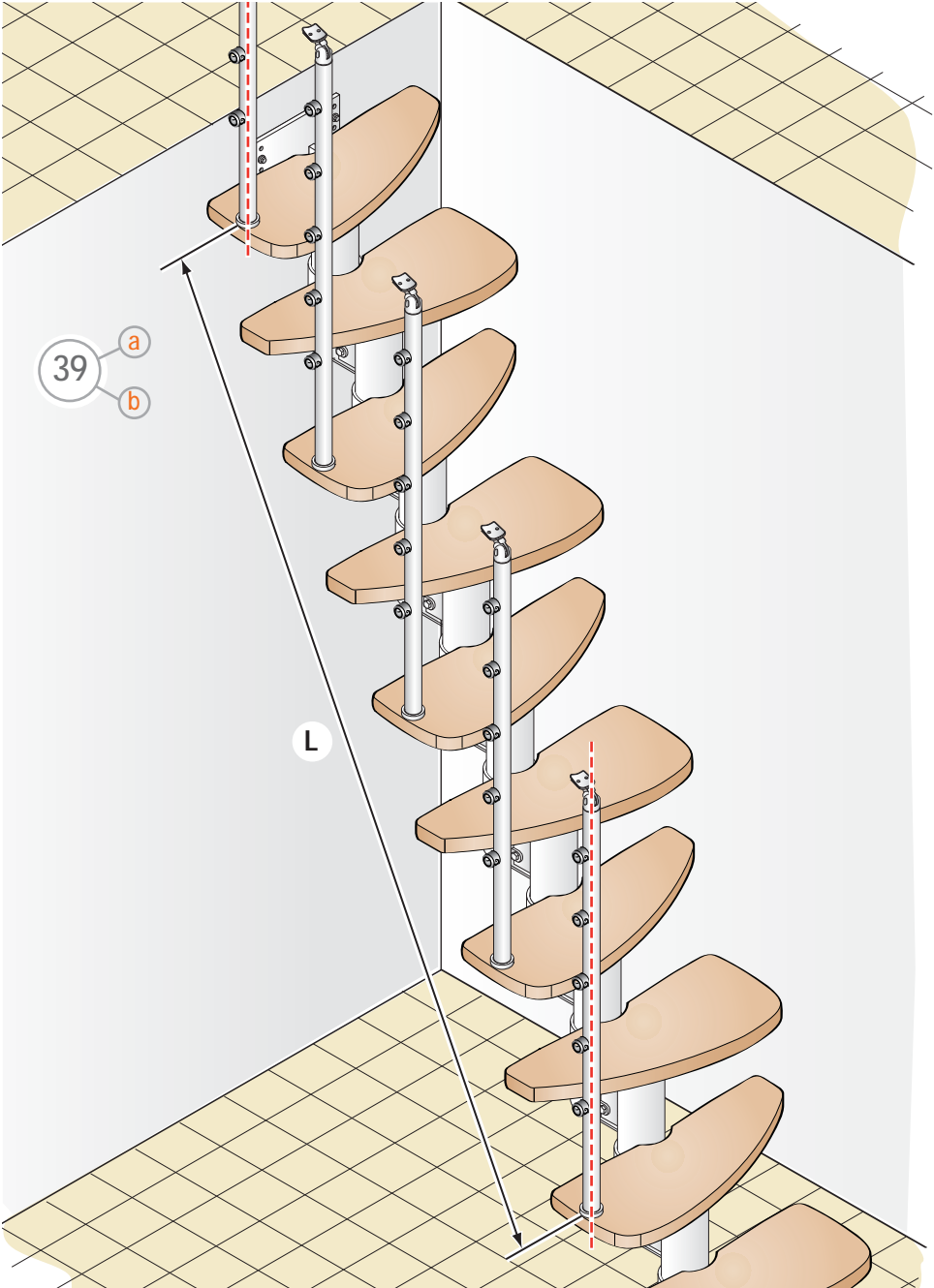


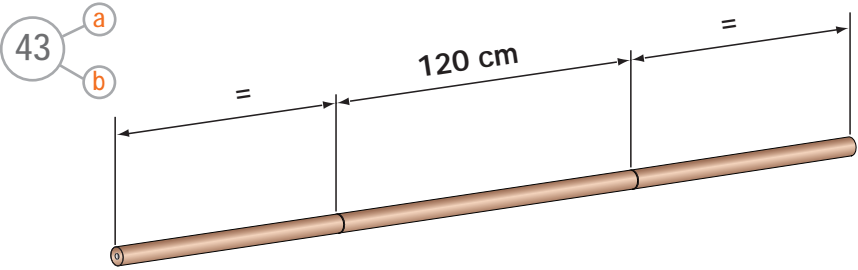
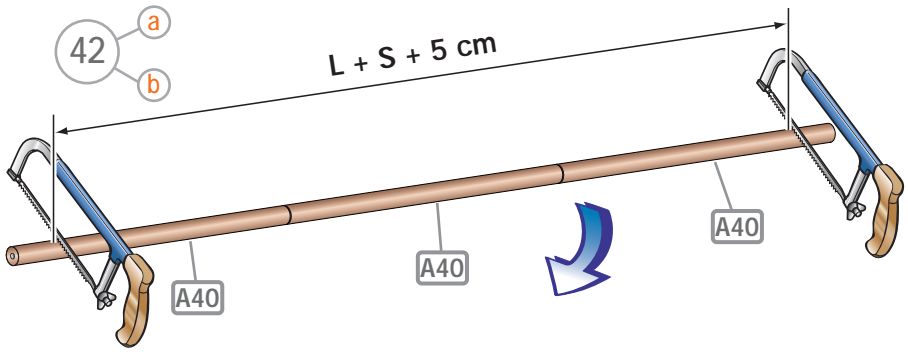
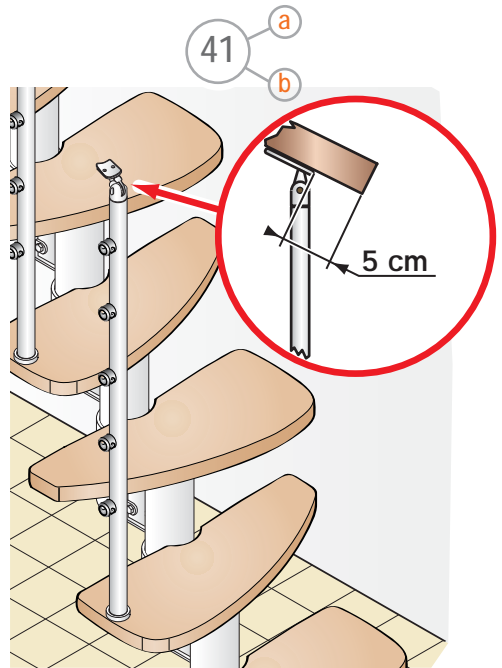
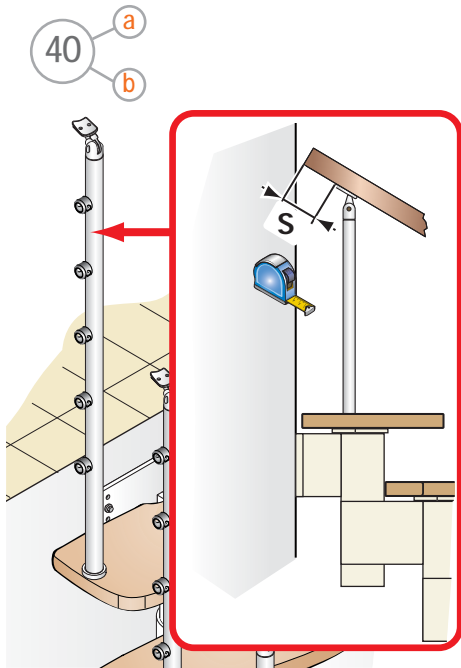


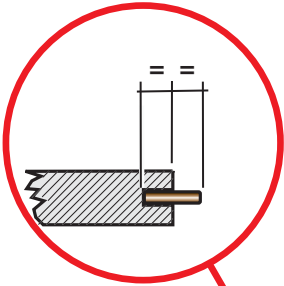




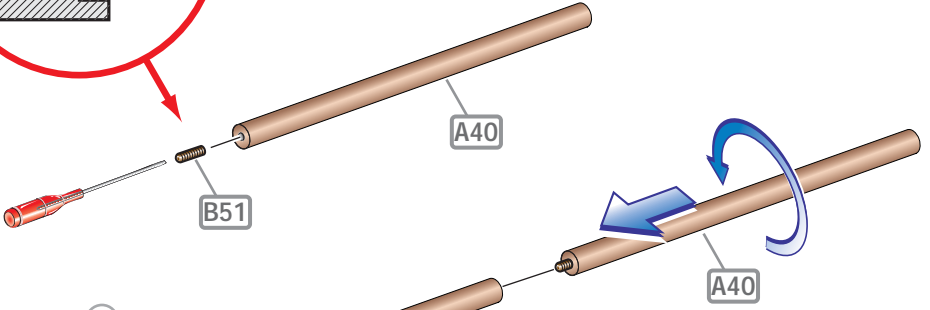




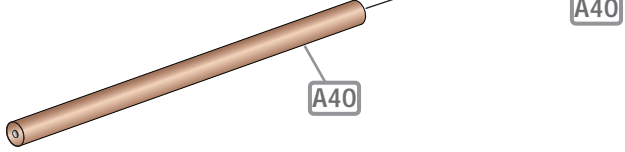




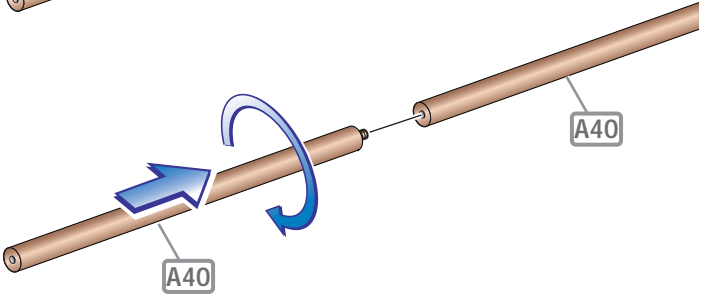
44
a
b



45
a
b



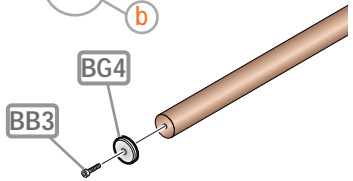
46
a
b

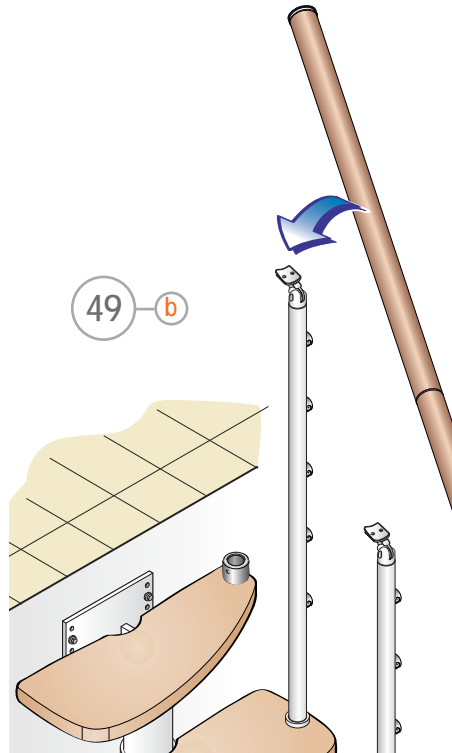
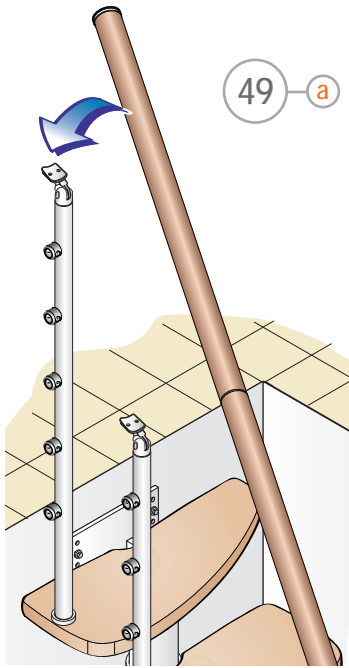


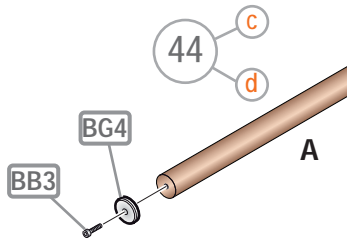
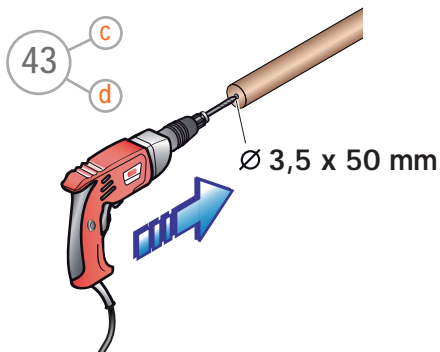
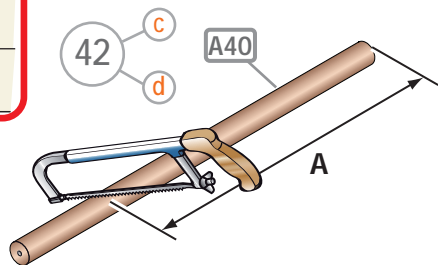
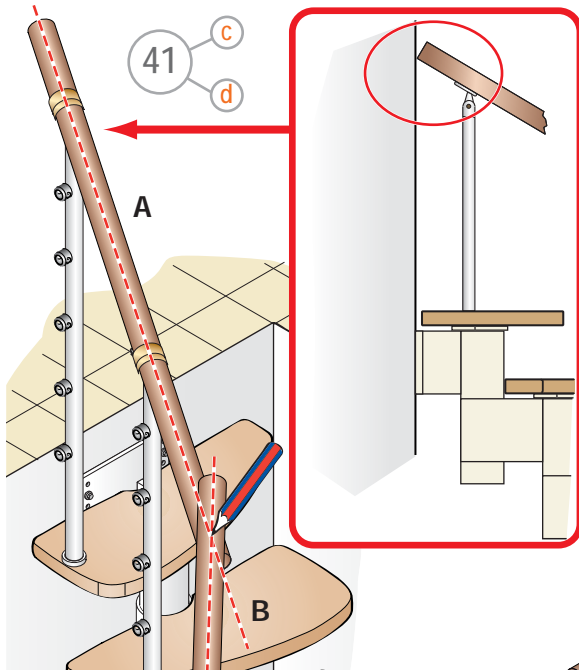
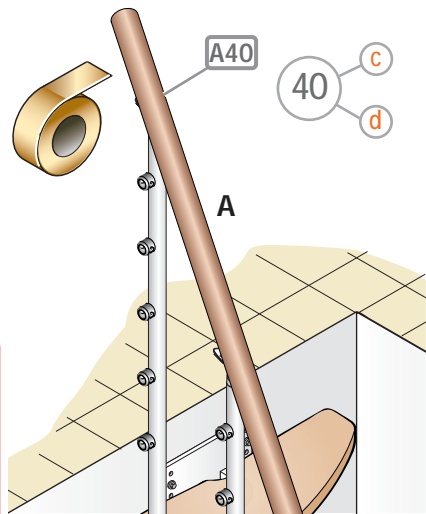
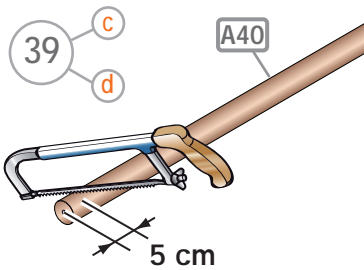
47
a
b

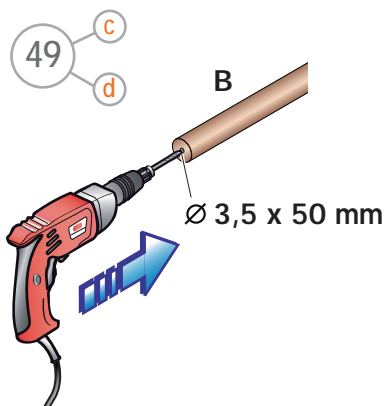
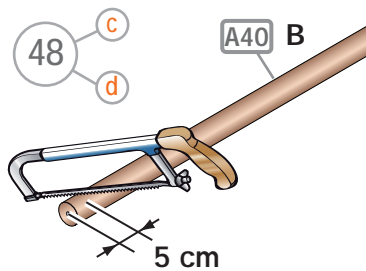
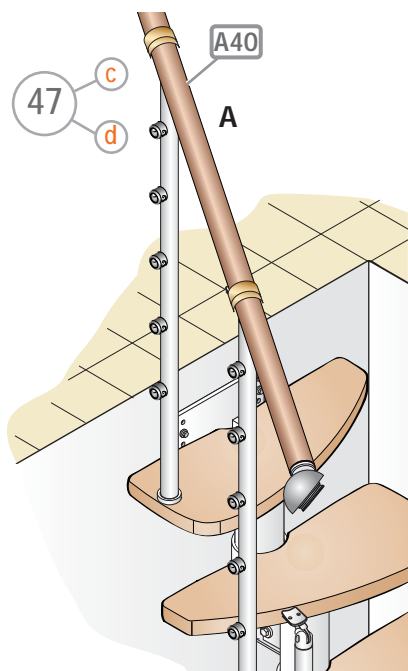
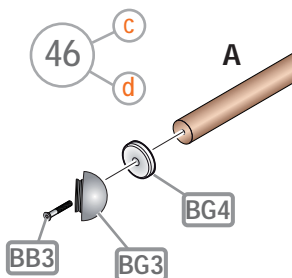


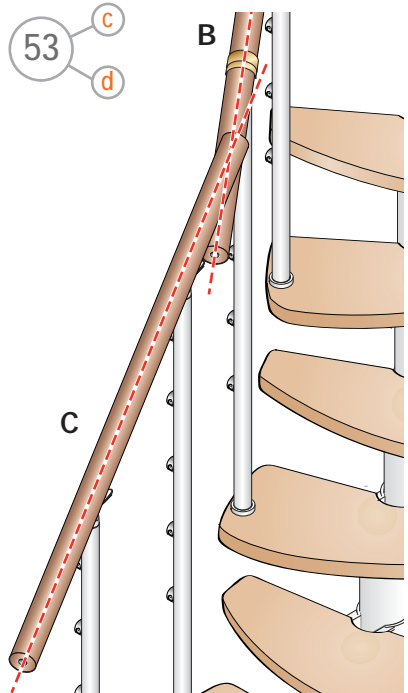
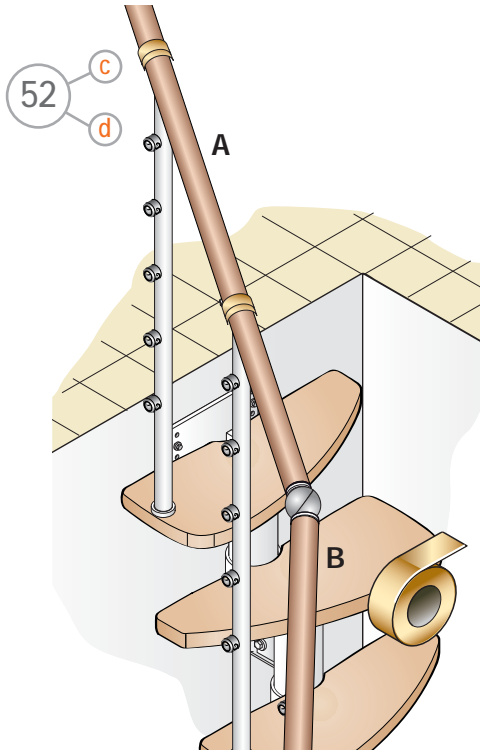
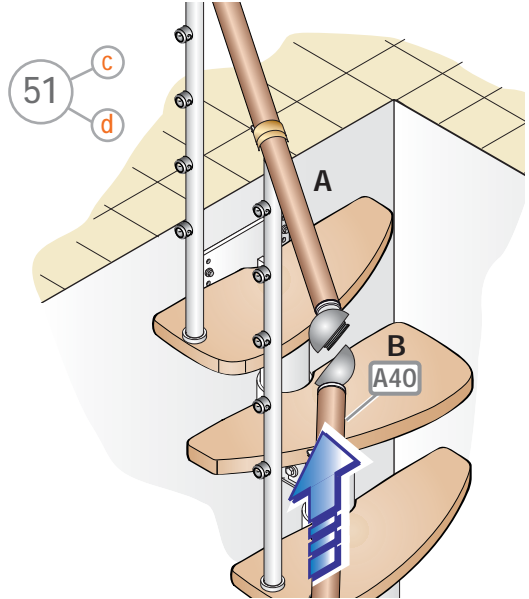
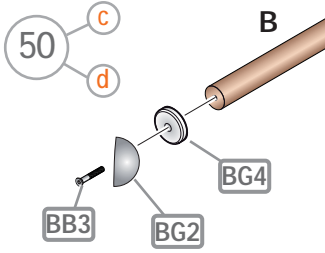
48
a
b

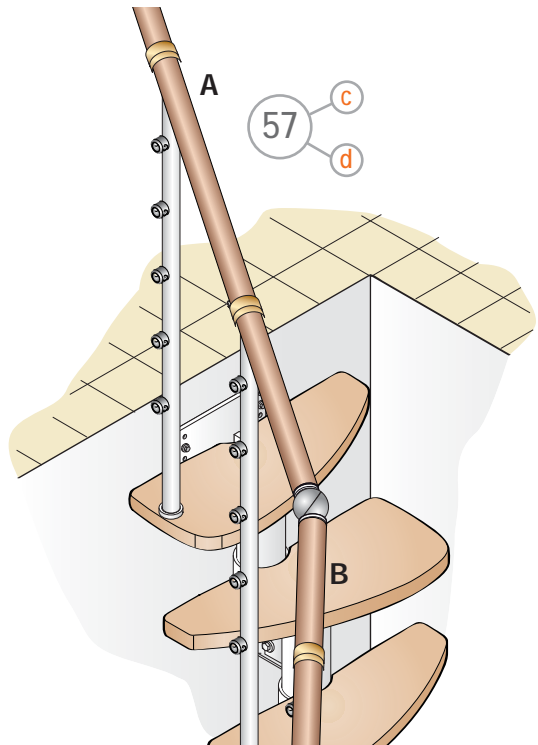
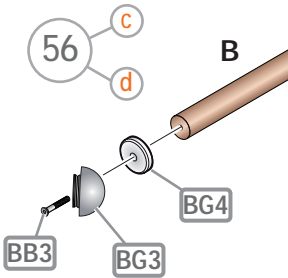
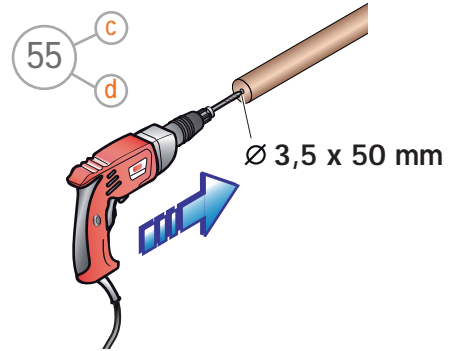
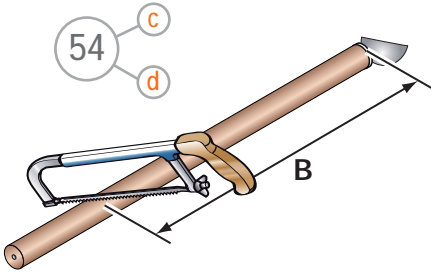


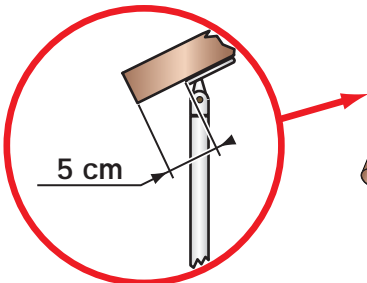
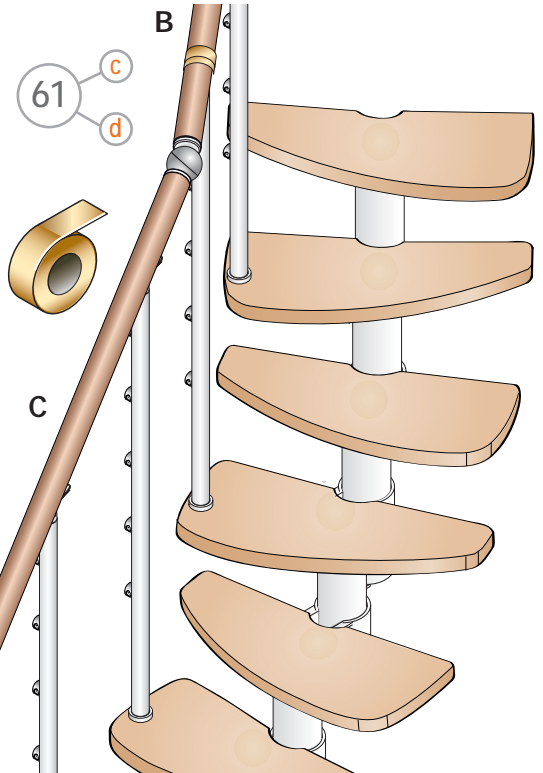
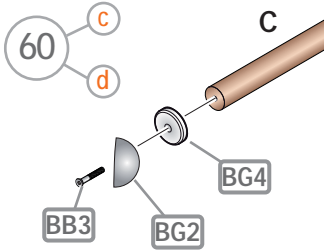
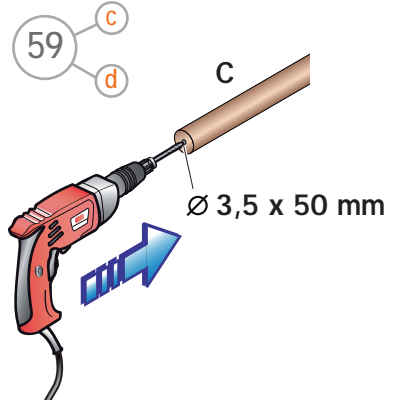
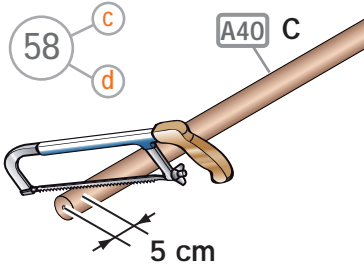


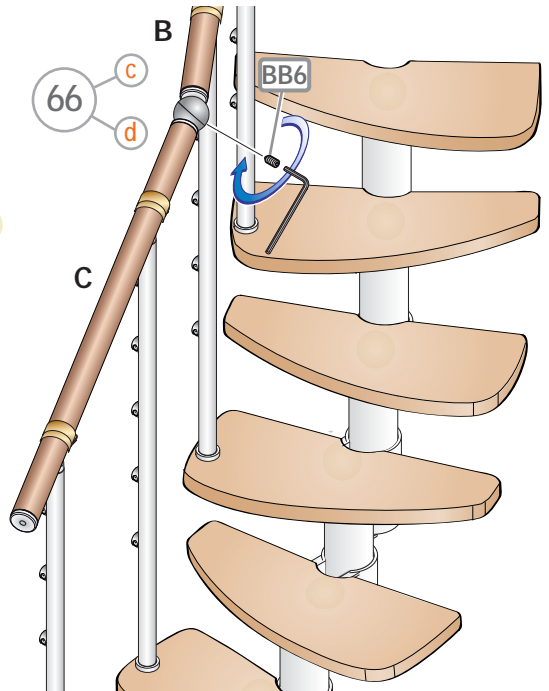
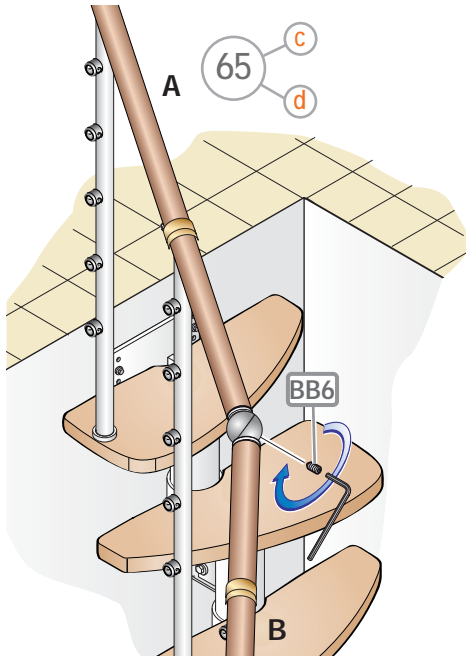
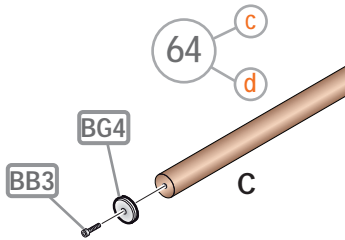
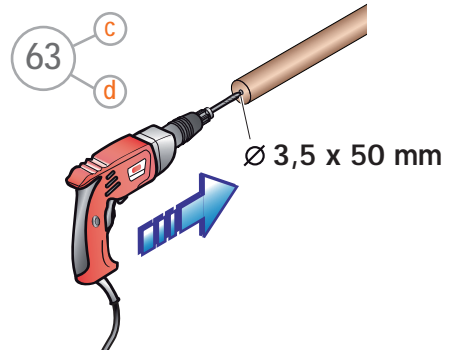
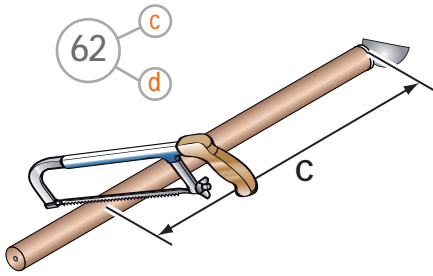




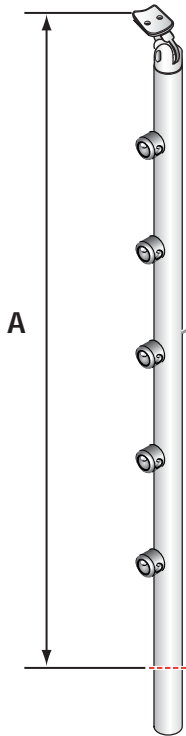
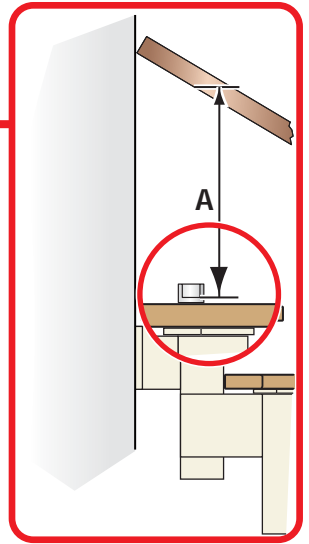
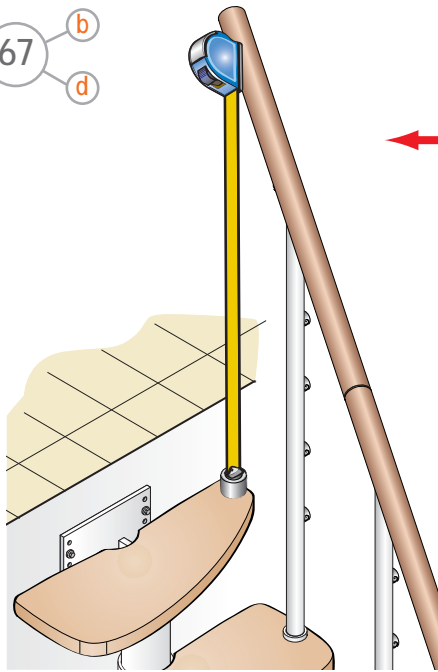






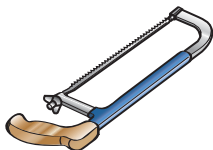


67
b
d

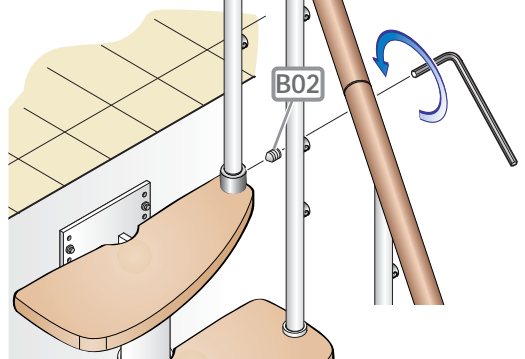


68
b
d

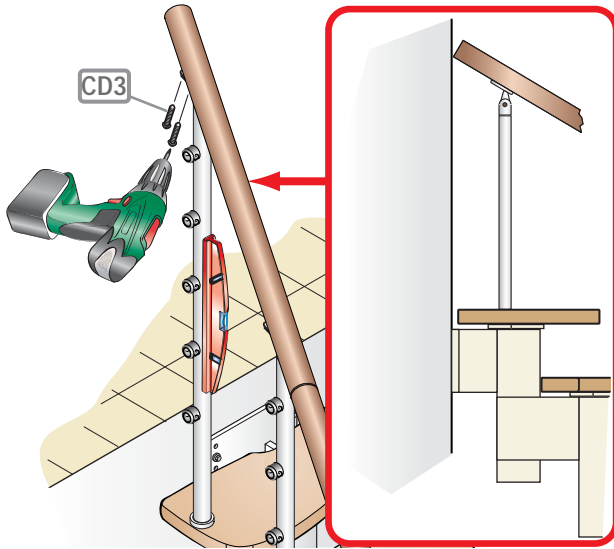
CE4



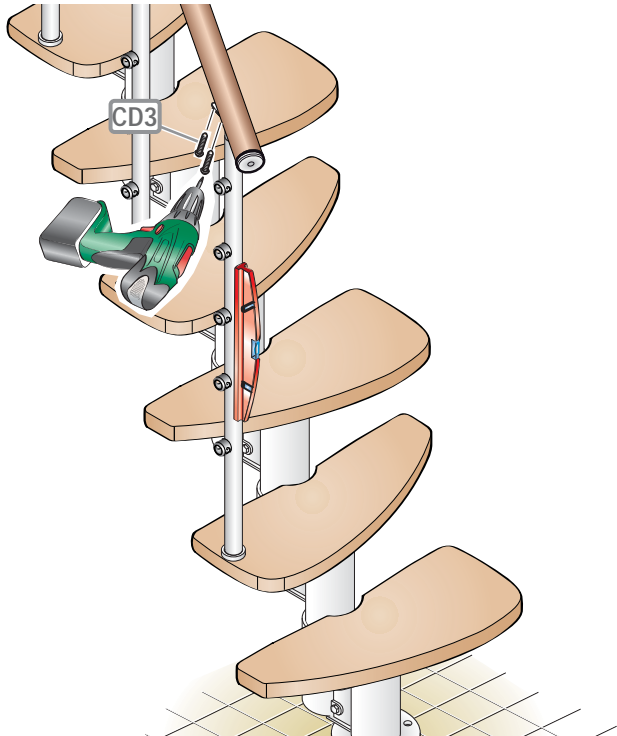
69
b
d



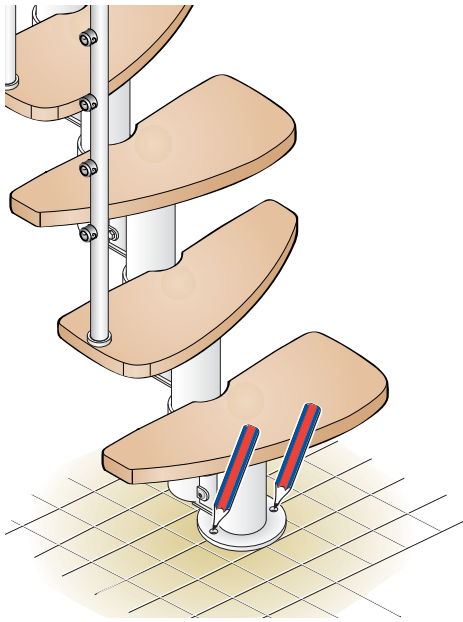
70



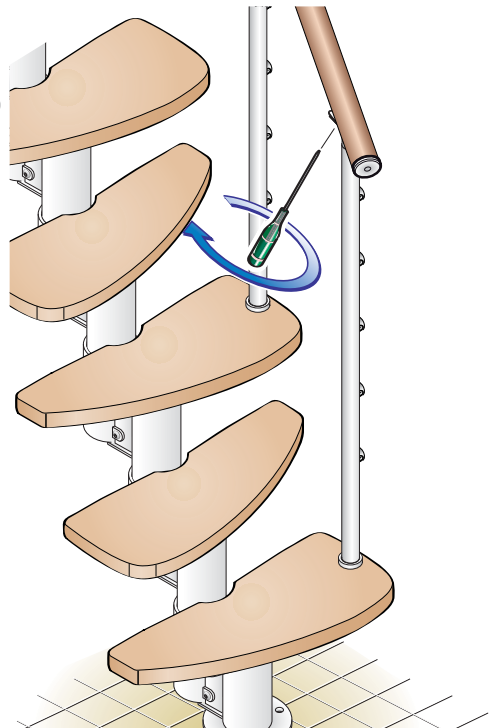
71



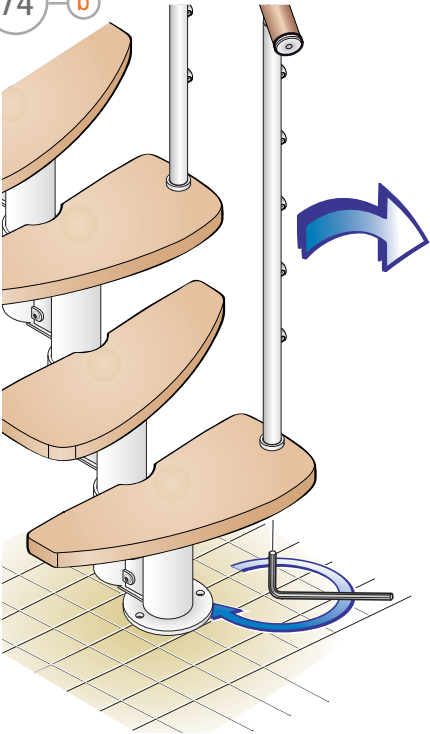
72



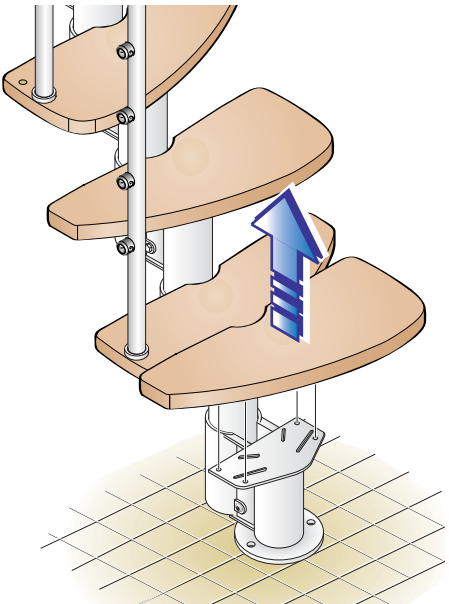
73 b



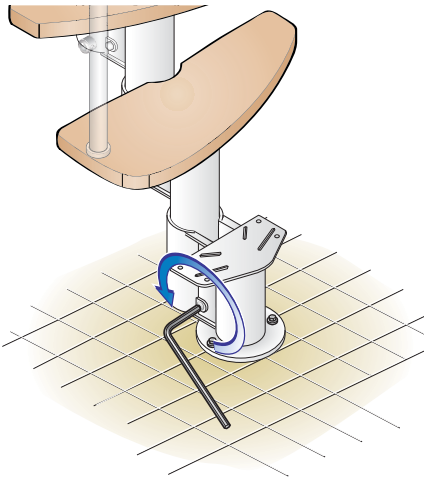
74 b



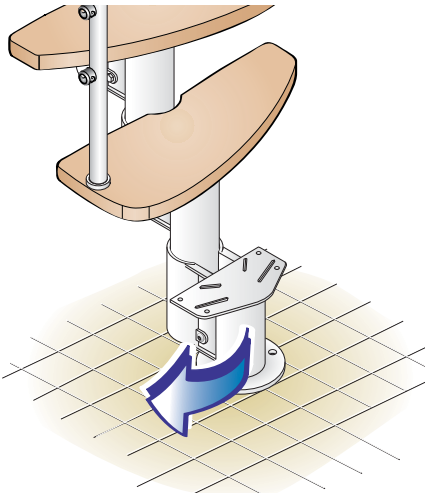
75



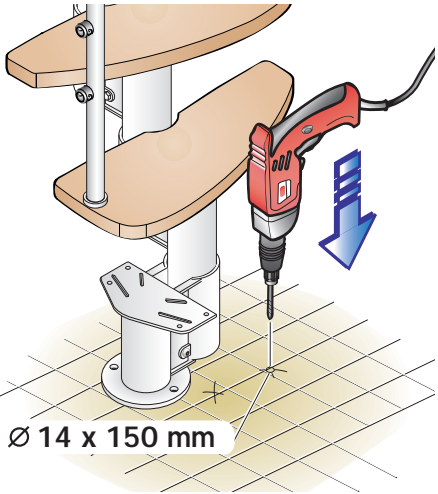
76



77

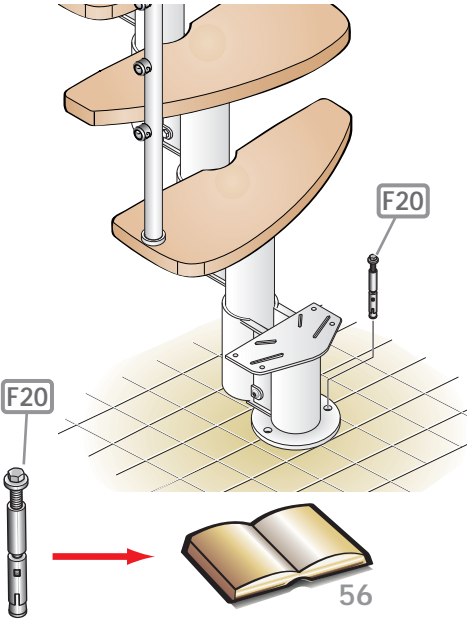


78

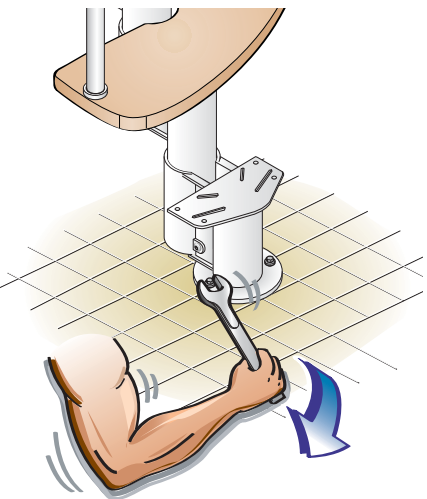


Ø 14 x 150 mm

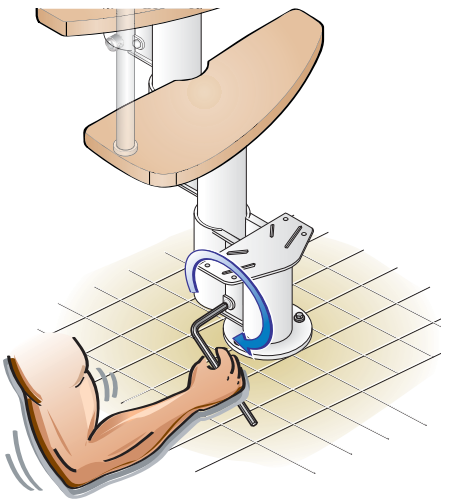
79



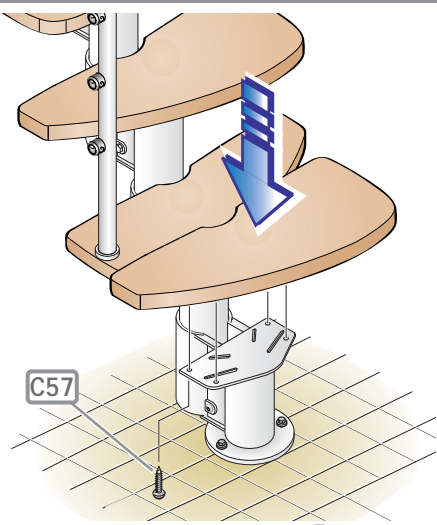
80



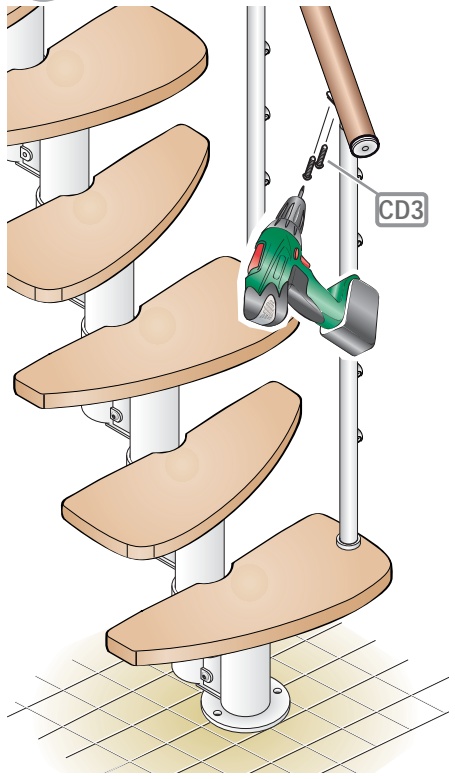
81



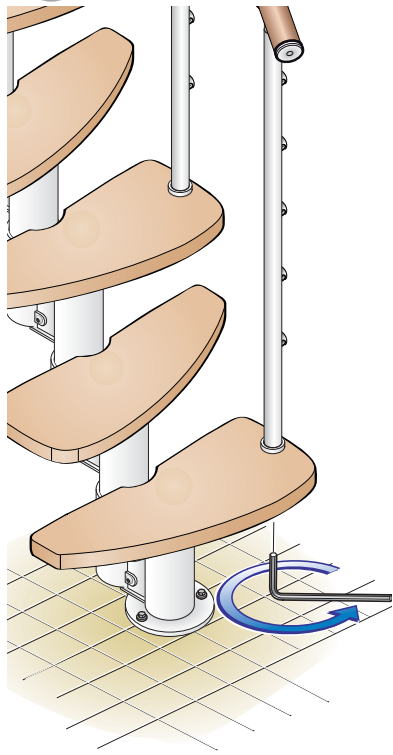
82



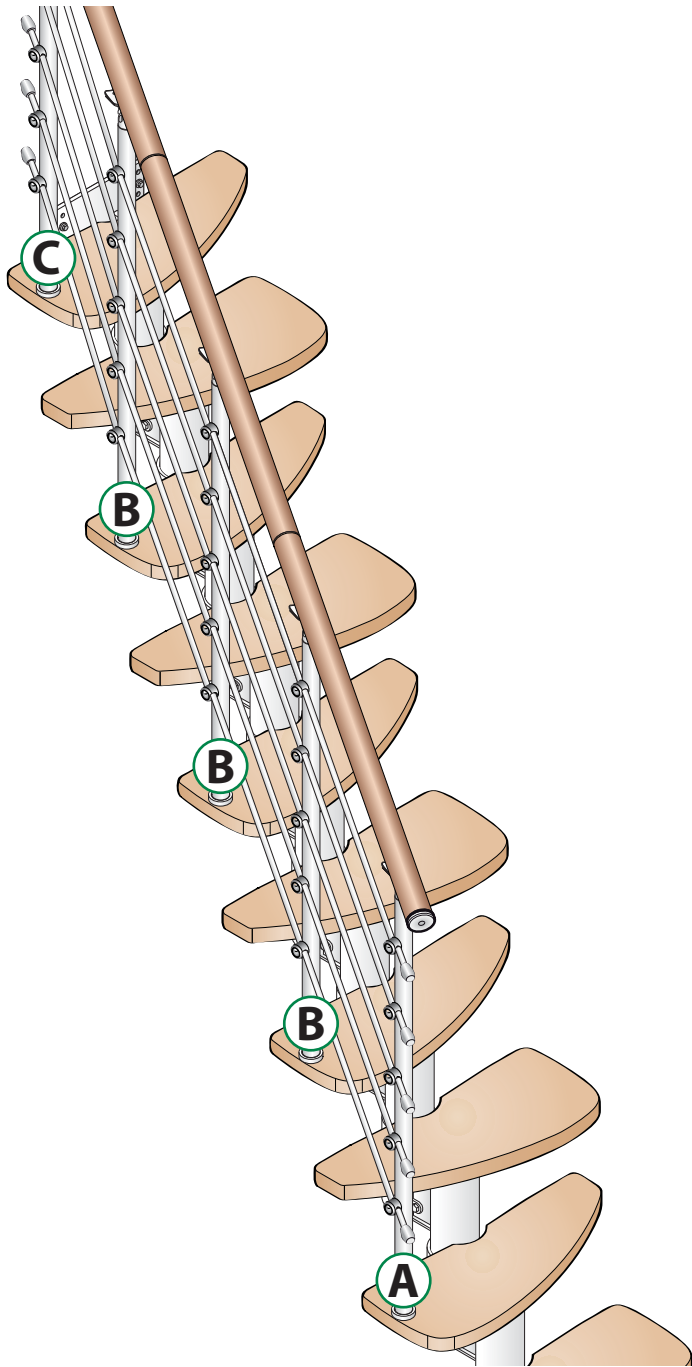
83 b

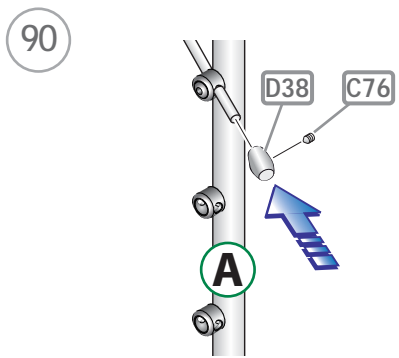
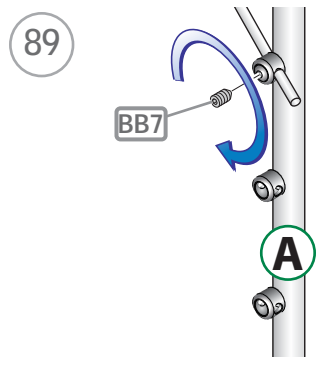
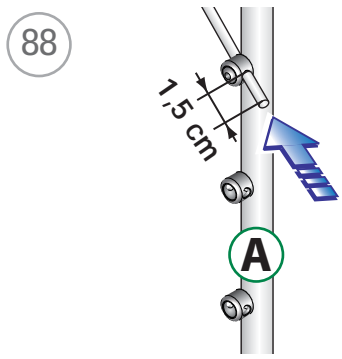
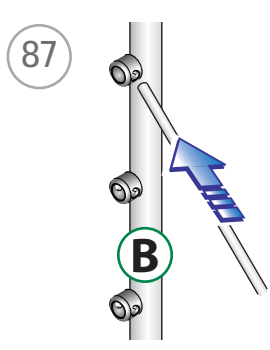
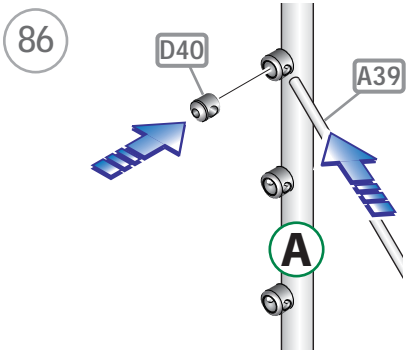


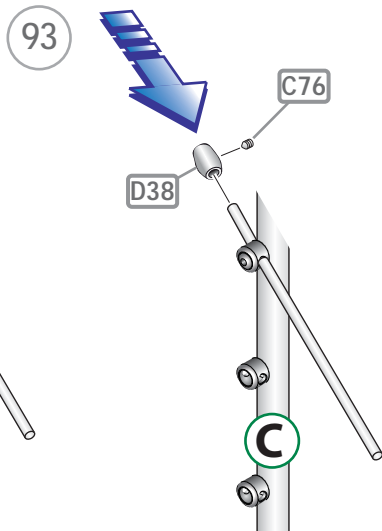
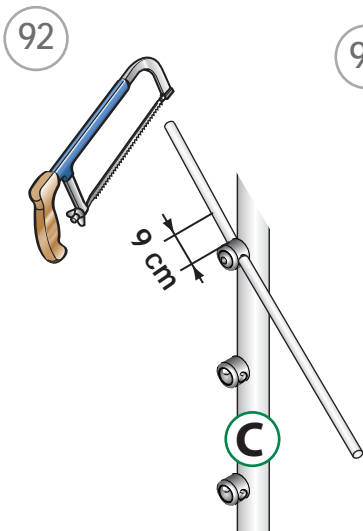
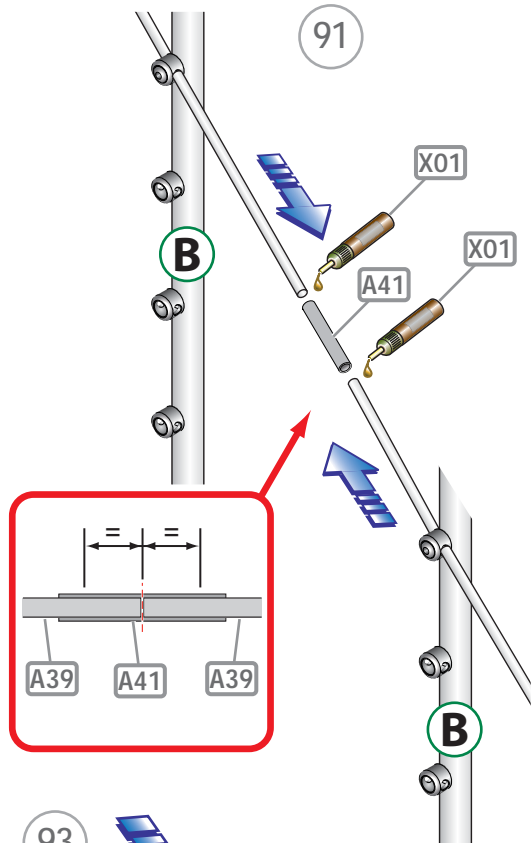
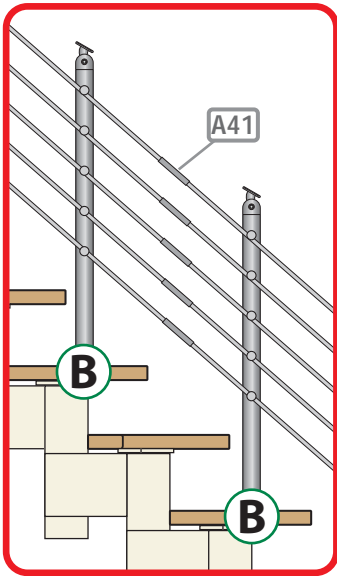
84 b

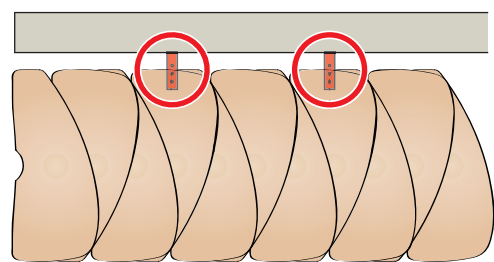
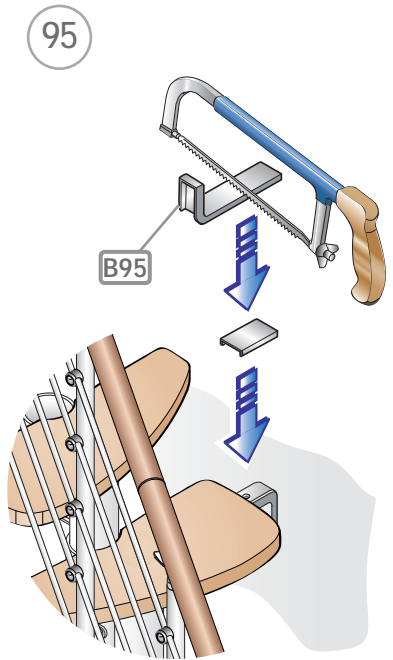
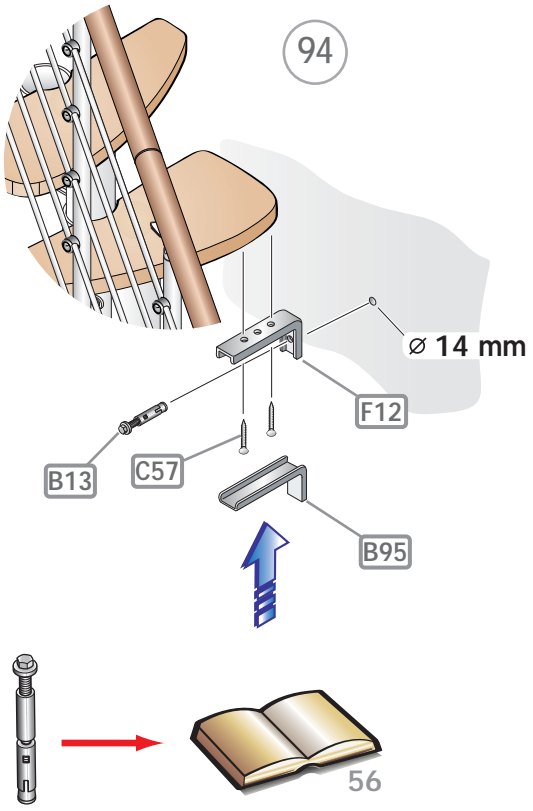


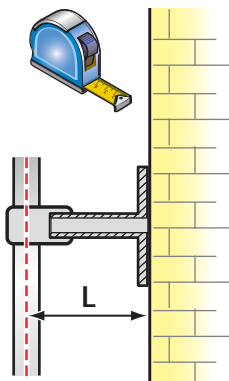
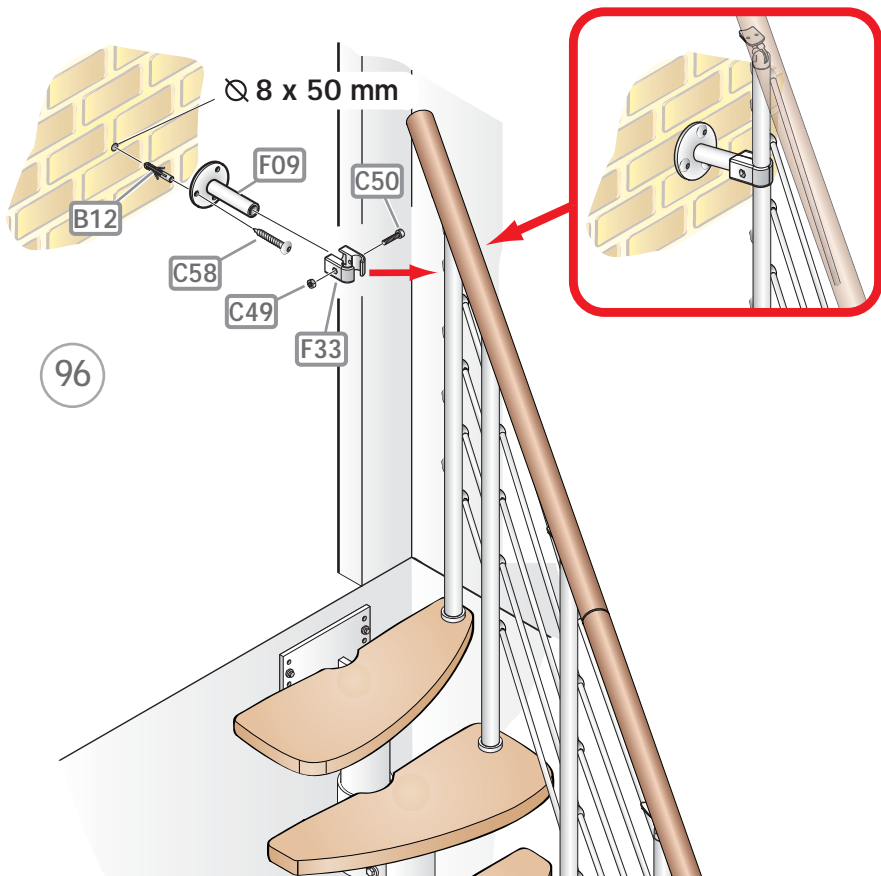
85



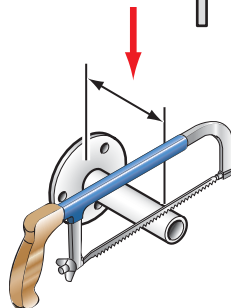
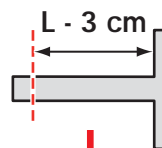


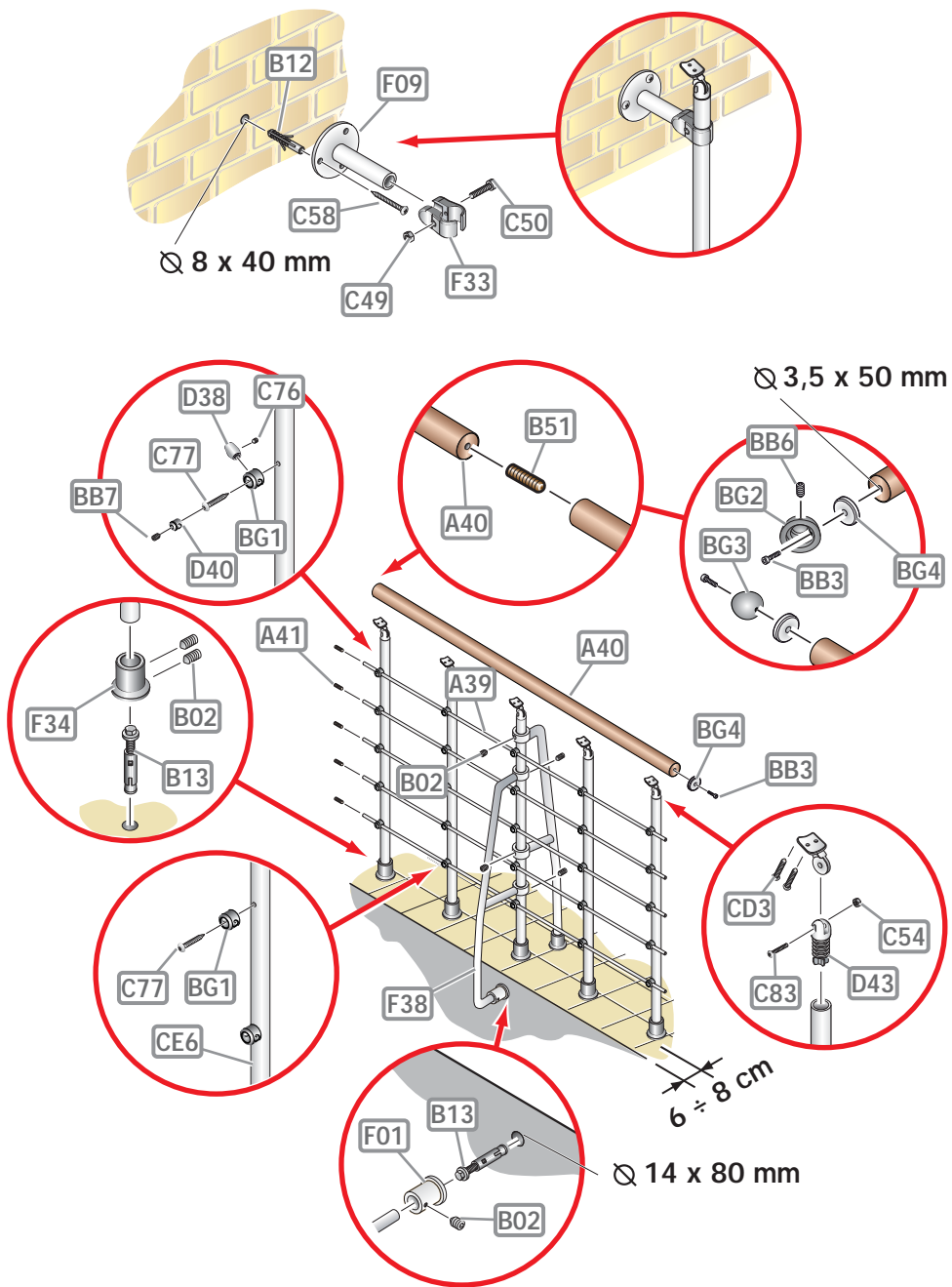






97



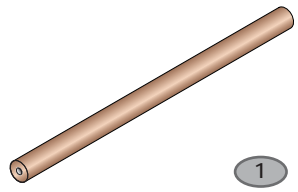


A39



5

A40



1

A41



5

B02



13

B12



3

B13



6

B51



1

BB3



4

BB6



1

BG7



10

BG1



5

BG2



1



BG3

1

BG4



4

C49



1

C50



1

C54



5

C58



3

C76



10

C77



25

C83




5

CD3



10

CE6



5

D38



10

D40



10

D43




5

F01



1

F09



1

F33



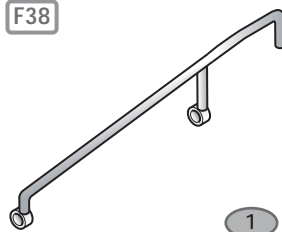
2

F34

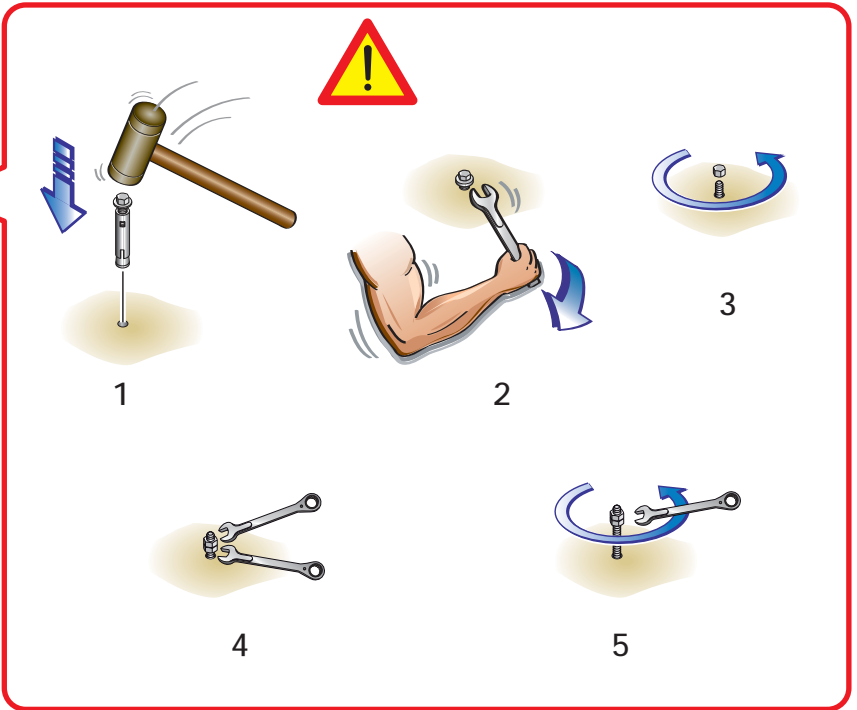
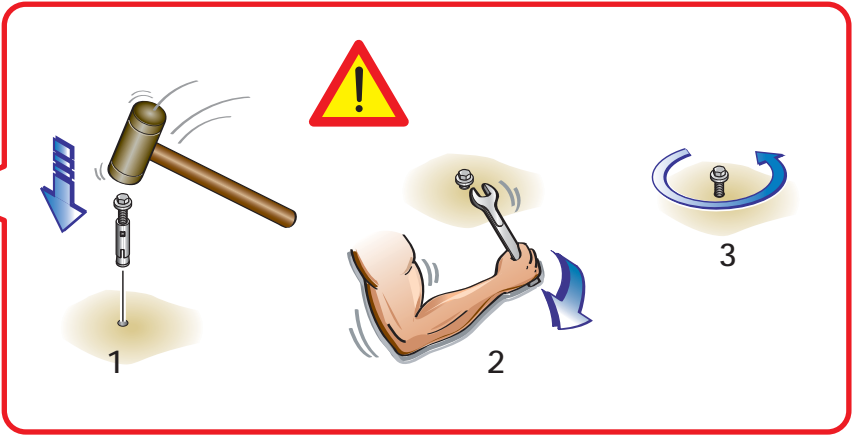


5

F38



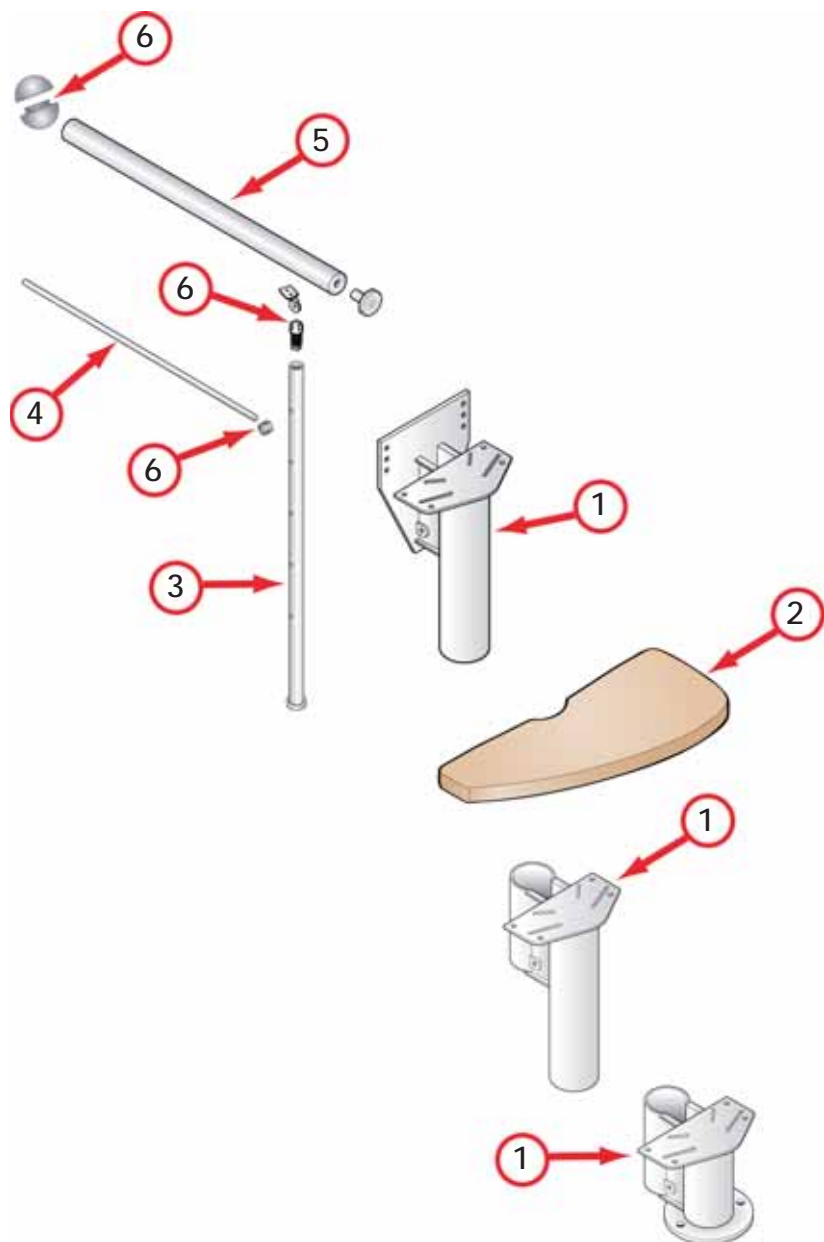
1





Italiano	DATI IDENTIFICATIVI DEL PRODOTTO
English	PRODUCT DETAILS
Deutsch	PRODUKTEIGENSCHAFTEN
Français	DONNÉES D'IDENTIFICATION DU PRODUIT
Español	DATOS DE IDENTIFICACIÓN
Svenska	PRODUKT DETALJER
Dansk	PRODUKTETS IDENTIFIKATIONSDATA
Norsk	PRODUKTINFORMASJON
Suomi	TIETOJA TUOTTEESTA





IT)

dati identificativi del prodotto

denominazione commerciale: **ZEN**

tipologia: scala a giorno con gradini sfalsati e rotazione delle rampe con pendenza

materiali impiegati **STRUTTURA**

descrizione

composta da elementi (1) metallici assemblati fra di loro con bulloni

materiali

Fe 370

finitura

verniciatura a forno con polveri epossidiche

GRADINI

descrizione

gradini (2) legno sagomati assemblati alla struttura con bulloni

materiali

multistrato di betulla/faggio

finitura

tinta: all'acqua

fondo: acrilica

finitura: acrilica

RINGHIERA

descrizione

composta da colonnine (3) verticali in metallo fissate ai gradini (2), da 5 tondini longitudinali (4) e da corrimano (5) in legno

materiali

colonnine (3): Fe 370

tondini (4): acciaio inox

fissaggi (6): nylon

corrimano (5): faggio

finitura

colonnine (3): verniciatura a forno con polveri epossidiche

corrimano (5): tinta: all'acqua

fondo: acrilica

finitura: acrilica

PULIZIA

Pulire con panno morbido inumidito in acqua, privo di qualsiasi prodotto contenete solventi o materiali abrasivi.

MANUTENZIONE

Dopo circa 12 mesi dalla data di installazione controllare il serraggio della viteria dei vari componenti. La manutenzione straordinaria deve essere eseguita a regola d'arte.

PRECAUZIONI D'USO

Evitare usi impropri e non consoni al prodotto, eventuali manomissioni o installazioni non rispondenti alle istruzioni del produttore possono inficiare le conformità prestabilite del prodotto.

EN)

product details

trade name: **ZEN**

type: flight staircase with alternate treads and flight rotation with slope

used materials **STRUCTURE**

description

composed of metallic elements (1) assembled between themselves by bolts

materials

Fe 370

finishing

oven varnishing with epoxy powders

TREADS

description

wooden shaped treads (2) assembled to the structure by bolts

materials

birch plywood/beech

finishing

colour: water-base

undercoat: acrylic

finishing: acrylic

RAILING

description

composed of metal vertical balusters (3) fixed to the treads (2), of 5 parallel steel bars (4) and of a wooden handrail (5)

materials

balusters (3): Fe 370

bars (4): stainless steel

fixings (6): nylon

handrail (5): beech

finishing

balusters (3): oven varnishing with epoxy powders

handrail (5): colour: water-base

undercoat: acrylic

finishing: acrylic

CLEANING

Clean with a soft wet cloth, without any product containing solvents or abrasive materials.

MAINTENANCE

About 12 months after the installation date, check the tightening of bolts on the various components. All non-routine maintenance procedures must be carried out in a strictly professional manner.

USE PRECAUTION

Avoid any improper use that is not in accordance with the product. Possible violations or installations which don't comply with the providers instructions can invalidate the agreed product conformities.

DE)

Produkteigenschaften

kommerzielle Bezeichnung: **ZEN**

Typologie: Mittelholztreppe mit versetzten Stufen,
Wendelung der Treppenläufe mit Neigung

verwendete Materialien

STRUKTUR

Beschreibung

bestehend aus Metallteilen (1) die miteinander durch Bolzen verbunden sind

Materialien

Fe 370

Ausführung

Ofenlackierung mit Epoxydharzpulver

STUFEN

Beschreibung

geformte Stufen (2) aus Holz an der Struktur mittels Bolzen befestigt

Materialien

Mehrschichtbirkenholz/Buche

Ausführung

Beizung: Wasserfarbe

Acryl-Grundierung

Acryl-Oberlack

GELÄNDER

Beschreibung

bestehend aus senkrechten Metallgeländerstäben (3) die auf den Stufen (2) befestigt sind, 5 Längsstäben (4) und einem Holzhandlauf (5)

Materialien

Geländerstäben (3): Fe 370

Längsstäben (4): Edelstahl

Befestigungen (6): Nylon

Handlauf (5): Buche

Ausführung

Geländerstäben (3): Ofenlackierung mit Epoxydharzpulver

Handlauf (5): Beizung: Wasserfarbe

Acryl-Grundierung

Acryl-Oberlack

REINIGUNG

Mit einem weichen feuchten Tuch reinigen. keine Reinigungsmittel verwenden, die Lösungsmittel oder Scheuermittel beinhalten.

WARTUNG

Ungefähr 12 Monate nach dem Einbau, die Festigkeit der einzelnen Schrauben überprüfen. Die außerordentliche Wartung muss nach allen Regeln der Kunst ausgeführt werden.

VORSICHTSMAßNAHMEN FÜR DIE ANWENDUNG

Die falsche und unangemessene Verwendung des Produkts vermeiden. eventuelle Beschädigungen oder nicht der Montageanleitung des Herstellers gemäße Einrichtungen können die vorgegebene Produktkonformität für ungültig erklären.

FR)

données d'identification du produit

denomination commerciale : **ZEN**

typologie: escalier à volée avec marches decalées et rotation des volées en pente

matériaux utilisés

STRUCTURE

description

composée d'éléments (1) métalliques assemblés entre eux par boulonnage

matériaux

Fe 370

finition

vernissage à chaud avec poudres époxy

MARCHES

description

marches façonnées (2) en bois assemblées à la structure par boulonnage

matériaux

multipli de bouleau/hêtre

finition

vernis: à l'eau

mordant: acrylique

finition: acrylique

GARDE-CORPS

description

composé de colonnettes (3) verticales en métal fixées aux marches (2), de 5 lisses longitudinaux (4) et d'une main courante (5) en bois

matériaux

colonnettes (3): Fe 370

lisses (4) : acier inoxydable

fixations (6) : nylon

main courante (5) : hêtre

finition

colonnettes (3) : vernissage à chaud avec poudres époxy

main courante (5) : vernis: à l'eau

mordant: acrylique

finition: acrylique

NETTOYAGE

Nettoyer avec un chiffon souplé humidifié à l'eau, sans aucun produit contenant des solvants ou matières abrasives.

ENTRETIEN

Après environ 12 mois de la date d'installation, contrôler le serrage de la verrière et des différents éléments. L'entretien extraordinaire doit être exécuté dans les règles de l'art.

PRECAUTION D'UTILISATION

Éviter l'utilisation impropre et non conforme au produit. D'éventuelles alterations ou installations non correspondantes aux instructions du producteur peuvent invalider les conformités préétablies du produit.

ES)

datos de identificación del producto

denominación comercial: **ZEN**

tipo: escalera abierta con peldaños de paso alternado y rotación de los tramos con pendiente

materiales empleados

ESTRUCTURA

descripción

compuesta por elementos (1) metálicos ensamblados entre ellos mediante pernos

materiales

Fe 370

acabado

barnizado en horno con polvos epoxídicos

PELDAÑOS

descripción

peldaños (2) de madera perfilados y ensamblados a la estructura mediante pernos

materiales

multicapa de abedul/haya

acabado

barniz: al agua

imprimación: acrílica

acabado: acrílico

BARANDILLA

descripción

compuesta por barrotes (3) verticales de metal fijados a los peldaños (2), por 5 barras longitudinales (4) y por un pasamanos (5) de madera

materiales

barrotes (3): Fe 370

barras (4): acero inoxidable

fijaciones (6): nylon

pasamanos (5): haya

acabado

barrotes (3): barnizado en horno con polvos epoxídicos
corrimano (5): barniz: al agua

imprimación: acrílica

acabado: acrílico

LIMPIEZA

Limpiar con un trapo suave humedecido con agua y sin ningún producto que contenga disolventes o materiales abrasivos.

MANTENIMIENTO

Transcurridos unos 12 meses desde la fecha de instalación, comprobar que los tornillos que fijan las distintas partes sigan bien apretados. El mantenimiento extraordinario debe ser efectuado como corresponde.

PRECAUCIONES DE USO

Evitar usos impropios y no conformes con el producto. eventuales manipulaciones o instalaciones que no cumplan con las instrucciones del fabricante pueden menoscabar las cualidades certifi cadas en las pruebas de conformidad a las que previamente fue sometido el producto.

SV)

produktens identifieringsdata

kommersiell benämning: **ZEN**

typ: öppen trappa med avfalsade trappsteg och av rotationstyp för trappstegsrad med lutning

konstruktionsmaterial

STRUKTUR

beskrivning

består av metallelement (1) som sitter ihop med varandra med bultar

material

Fe 370

ytbehandling

ugnslackerade med epoxipulver

TRAPPSTEG

beskrivning

trappsteg (2) av profilsågat trä monterade på stammen med bultar

material

björkplywood/bok

ytbehandling

färg: vattenbaserad

botten: akryl

ytbehandling: akryl

RÄCKE

beskrivning

bestående av vertikala stolpar (3) av metall som sitter fast på trappstegen (2) kablarna av 5 rostfritt stål (4) och en handledare (5) av trä

material

stolpar (3): Fe 370

kablarna (4): rostfritt stål

fästansordningar (6): nylon

handledare (5): bokträ

ytbehandling

stolpar (3): ugnslackerade med epoxipulver

handledare (5): färg: vattenbaserad

botten: akryl

ytbehandling: akryl

RENGÖRING

Tvätta med en fuktig trasa, som inte innehåller något som helst upplösande eller slipande medel

UNDERHÅLL

Ca 12 månader efter installeringen, kontrollera att de olika skruvarna är ordentligt åtdragna. Det extra underhållet ska utföras på ett yrkesmannamässigt sätt.

FÖRSIKTIGHETSÅTGÄRDER

Unvik felaktig och en ej överensstämmande användning av produkten. Eventuell överkan eller en installering som inte följer anvisningarna av produkten kan medföra att produktens garantier blir ogiltiga.

DA)

produktets identifikasjonsdata

handelsbetegnelse: **ZEN**

type: svingtrappe med forskudte trin og trappeløbsrotation med hældning

brugte materialer STRUKTUREN

beskrivelse

strukturen består af metalelementer (1) som er sammensatte med bolte

materialer

Fe 370

finish

malet i ovn med epoxypulver

TRIN

beskrivelse

trin (2) i massivt profileret bøgetræ sammensat til strukturen med bolte

materialer

flerlags birk/bøgetræ

finish

vandmalet

grundet med akryl

finish med akryl

GELÆNDER

beskrivelse

bestående af vertikale balustre (3) i metal fastgjort til trinene (2), af 5 langsgående rundjern (4) og en håndliste (5) i træ

materialer

balustre (3): Fe 370

rundjern (4): rustfrit stål

fastgøring (6): nylon

håndliste (5): bøgetræ

finish

balustre (3): fornikling og gennemsigtig beskyttelseslakering

håndliste (5): vandmalet

grundet med akryl

finish med akryl

RENGØRING

Brug en blød klud som er vredet op i vand uden opløsnings eller slibemidler.

VEDLIGEHOLDELSE

Efter cirka 12 måneder fra installationsdatoen kontrolleres fikseringen på de forskellige komponenters skruer. Ekstraordinær vedligeholdelse skal udføres teknisk korrekt.

BRUGSHENVISNINGER

Undgå at bruge produktet forært. eventuelle fejlgreb eller installationer, som ikke er i overensstemmelse med producentens instruktioner, kan svække produktets fastsatte egenskaber.

NO)

produktinformasjon

produktnavn: **ZEN**

karakteristikk: åpen trapp med trinn som er plassert vekselvis, og roterende trappeløp med stigning

produksjonsmaterialer STRUKTUR

beskrivelse

sammensatt av metalelementer (1) festet sammen med bolter

materialer

Fe 370

finish

ovnslakkert med epoksyulver

TRAPPETRINN

beskrivelse

formede trappetrinn (2) i tre, montert og boltet fast på strukturen

materialer

kryssfinér i bjørk/bøk

finish

fargestoff: vannbasert

underlagsstrøk: akryl

finish: akryl

REKKVERK

beskrivelse

sammensatt av loddrette spiler i metall (3), festet i trappetrinnene (2), av 5 langsgående stenger (4) og en håndløper (5) i tre

materialer

spiler (3): Fe 370

stengene (4): rustfritt stål

fester (6): nylon

håndløper (5): bøk

finish

spiler (3): ovnslakkert med epoksyulver

håndløper (5): fargestoff: vannbasert

underlagsstrøk: akryl

finish: akryl

RENGJØRING

Rengjøres med en myk klut fuktet i vann, uten løsningsmidler eller annet som kan lage riper.

VEDLIKEHOLD

Kontrollere, etter ca. 12 måneder fra installasjonen, at skruene i de forskjellige komponentene er korrekt strammet. ekstraordinært vedlikehold må utføres korrekt.

FORHOLDSREGLER VED BRUK

Unngå uriktig og uegnet bruk av produktet. eventuelle endringer eller innstillinger som ikke er i samsvar med produsentens anvisninger vil kunne medføre at de forhåndsdefinerte produktkonformitetene blir ugyldiggjort.

FI)

tuotteen tunnistetiedot

kauppanimi: ZEN

tyyppi: portaat lomitetuilla askelmilla, keskeytymätön
porrassyöksyen kierto

käytetyt materiaalit

RAKENNE

kuvaus

koostuu metallisista osista (1), jotka kiinnitetään
yhteen pulteilla

materiaalit

Fe 370

viimeistely

maalaus uunissa epoksijauheilla

ASKELMAT

kuvaus

puiset muotoillut askelmat (2), jotka asennetaan
rakenteeseen pulteilla

materiaalit

koivuvaneri/pyökki

viimeistely

väri: vesipohjainen

pohjamaali: akryyli

viimeistely: akryyli

KAIDE

kuvaus

käsittää metalliset pystypinnat (3) kiinnitettyinä
askelmiin (2) viisi yhdensuuntaista terästankoa (4) ja
puinen käsijohde (5)

materiaalit

pystypinnat (3): Fe 370

terästankoa (4): ruostumaton teräs

fissaggi (6): nailon

käsijohde (5): pyökki

viimeistely

pystypinnat (3): maalaus uunissa epoksijauheilla

käsijohde (5): väri: vesipohjainen

pohjamaali: akryyli

viimeistely: akryyli

PUHDISTUS

Puhdista pehmeällä, veteen kostutetulla kankaalla,
ilman liuottavia tai hankaavia aineita.

HUOLTO

Tarkista noin 12 kuukautta asennuksen jälkeen, ovatko
eri komponenttien ruuvit edelleen tiukalla. Erityiset
huoltotoimenpiteet tulee suorittaa ammattitaidolla.

VAROTUKSET

Vältä asiatonta käyttöä ja käyttöä, joka ei vastaa
tuotteen käyttötarkoitusta. mikäli tuotetta on muunneltu
tai se on asennettu ohjeiden vastaisesti, saattaa
tuotteen yhdenmukaisuus säädettyjen normien kanssa
joutua vaaranalaiseksimität für ungültig erklären.



Zen
D.U.M.
07/2014

zen

Albini & Fontanot S.p.A.
Sede legale ed amministrativa
via P. Paolo Pasolini, 6
47853 Cerasolo Ausa
Rimini, Italy

tel. +39.0541.90.61.11
fax. +39.0541.90.61.24
info@fontanot.it
www.fontanot.it

cod. 066632000

Design: Centro Ricerche Fontanot

ADIMEMBER

Sistema aziendale Albini & Fontanot S.p.A.
certificato CSQ ISO-9001

