

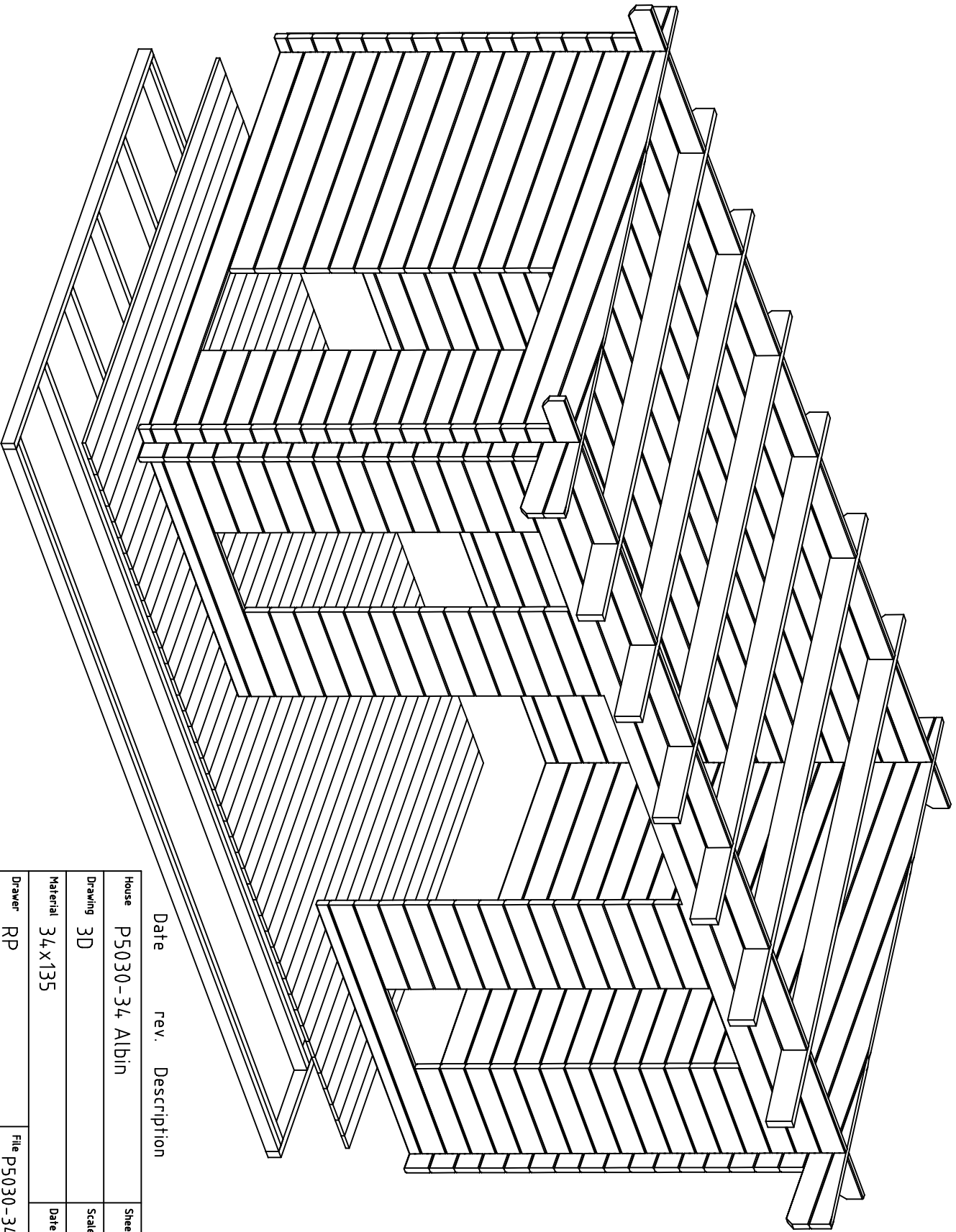
Date	rev.	Description	Sheet
			1

House	P5030-34	Albin
-------	----------	-------

Drawing	3D	Scale
---------	----	-------

Material	34x135	Date	23.02.2017
----------	--------	------	------------

Drawer	RP	File	P5030-34, Albin 3D.dwg
--------	----	------	------------------------

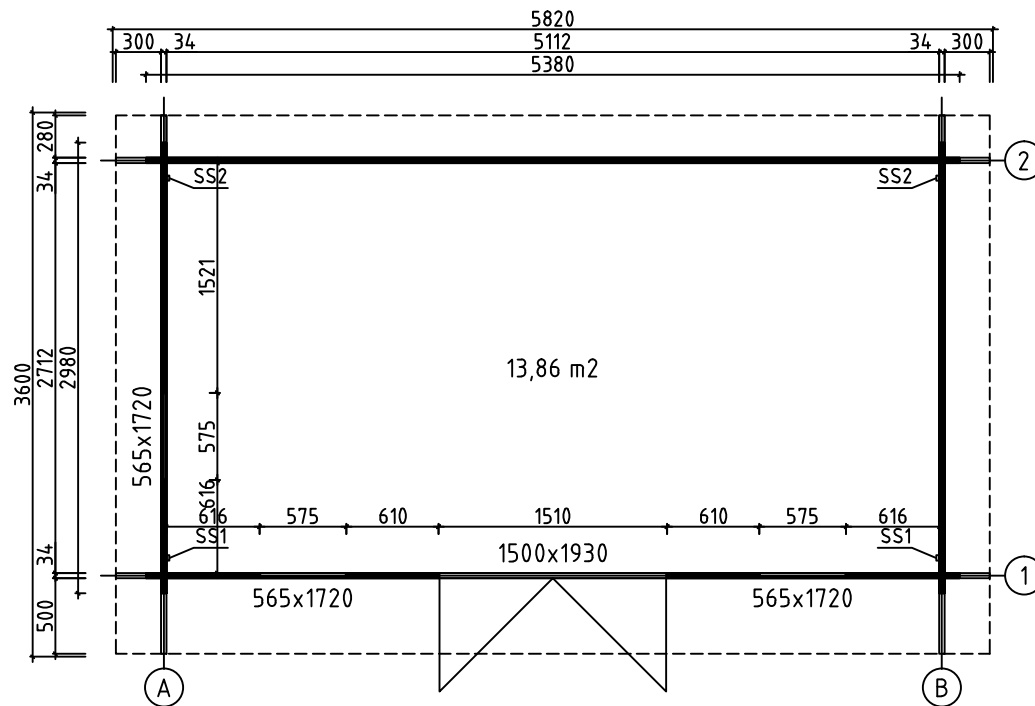


Date	rev.	Description	Sheet
			2

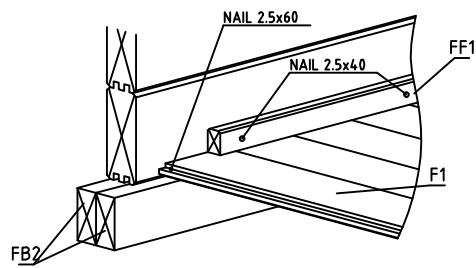
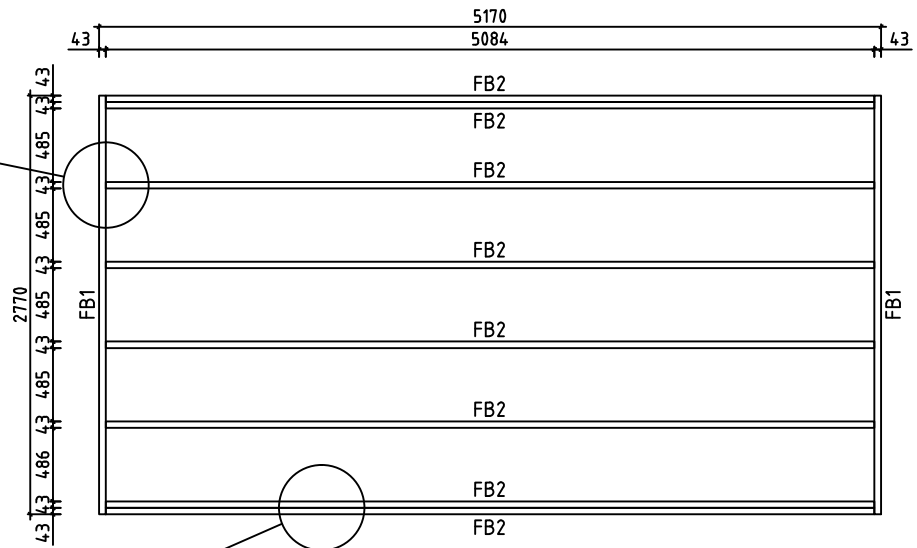
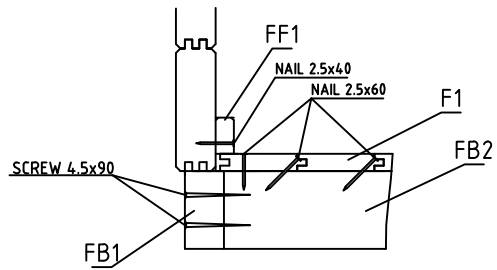
House	P5030-34	Albin
Drawing	3D	Scale

Material	34x135	Date	23.02.2017
----------	--------	------	------------

Drawer	RP	File	P5030-34, Albin 3D.dwg
--------	----	------	------------------------




House	P5030-34 Albin	Sheet	3
Drawing	PLAN-SUUNNITELMA-PLANEN	Scale	1:50
Material	34x135	Date	23.02.2017
Drawer	RP	File	P5030-34 Albin.dwg

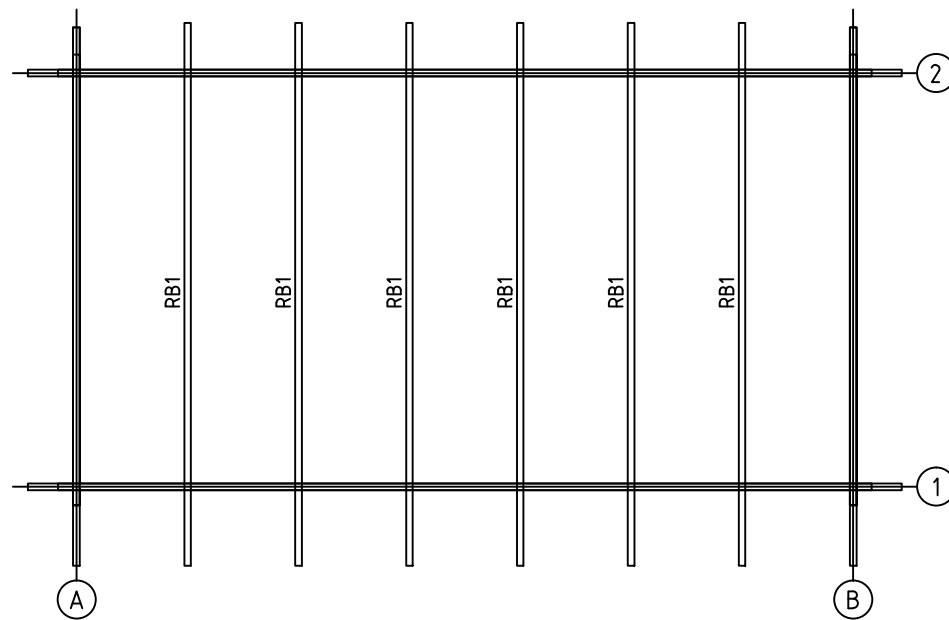


House	P5030-34 Albin	Sheet	4
Drawing	FLOORBEAMS-LATTIAPALKIT-GOLVBJÄLKAR	Scale	1:50
Material	43x70	Date	23.02.2017
Drawer	RP	File	P5030-34 Albin.dwg

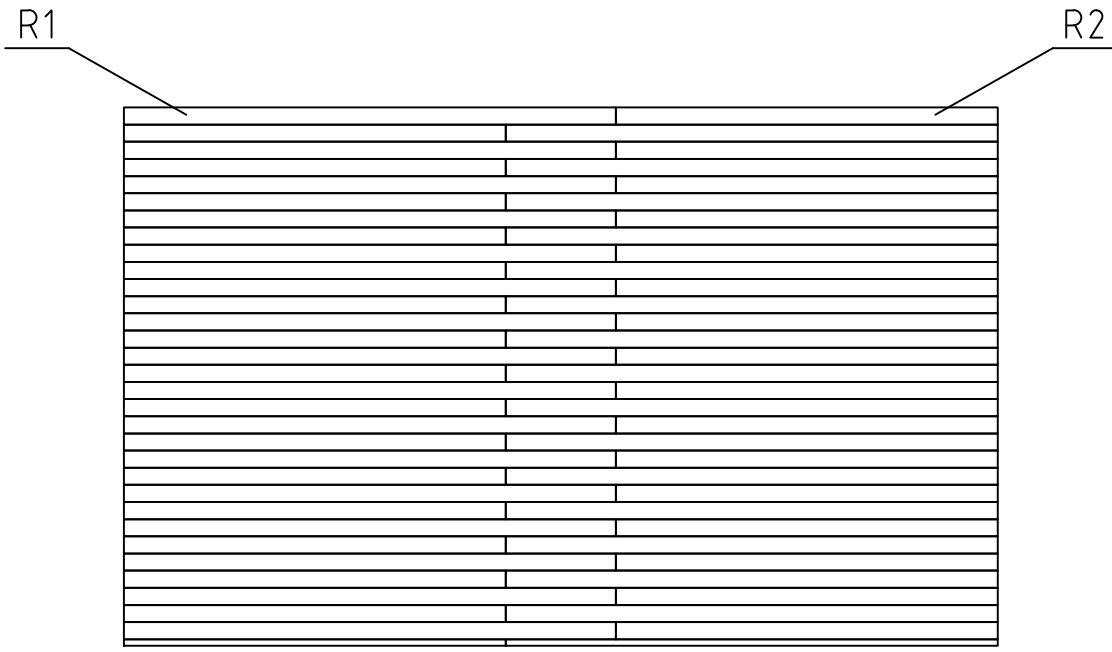
F1



House	P5030-34 Albin	Sheet	5
Drawing	FLOORBOARD-LATTIALAUTA-GOLVBRÄDE	Scale	1:50
Material	114x19	Date	23.02.2017
Drawer	RP	File	P5030-34 Albin.dwg



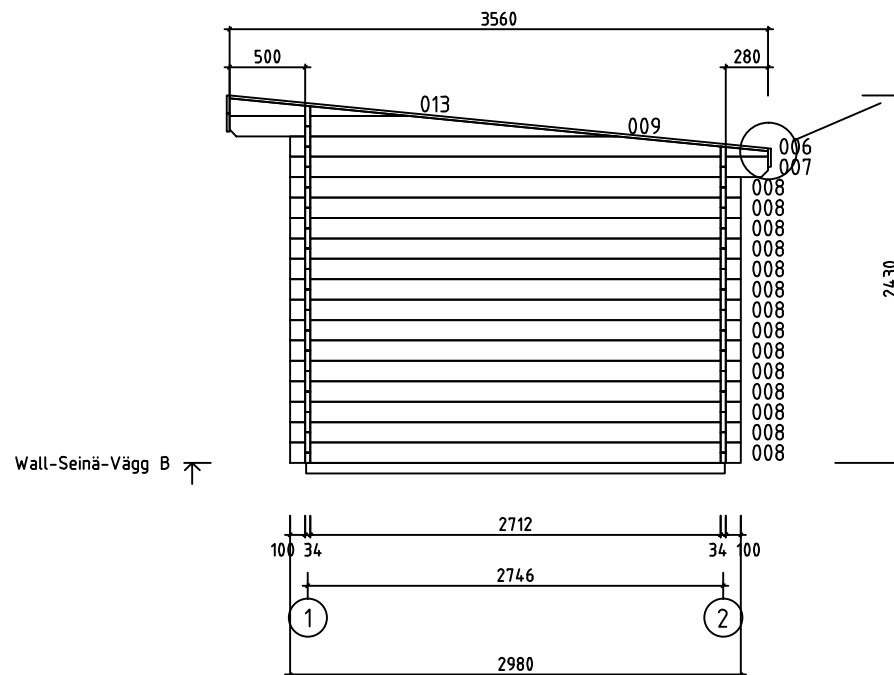
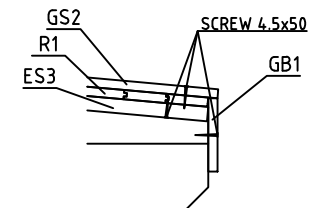
House	P5030-34 Albin	Sheet	6
Drawing	PURLINS-KATTO-ORRET-TAKÅSAR	Scale	1:50
Material	43x140	Date	23.02.2017
Drawer	RP	File	P5030-34 Albin.dwg



House	P5030-34 Albin	Sheet	7
Drawing	ROOFBOARD - KATTOLAUTA - TAKBRÄDE	Scale	1:50
Material	114x19	Date	23.02.2017
Drawer	RP	File	P5030-34 Albin.dwg

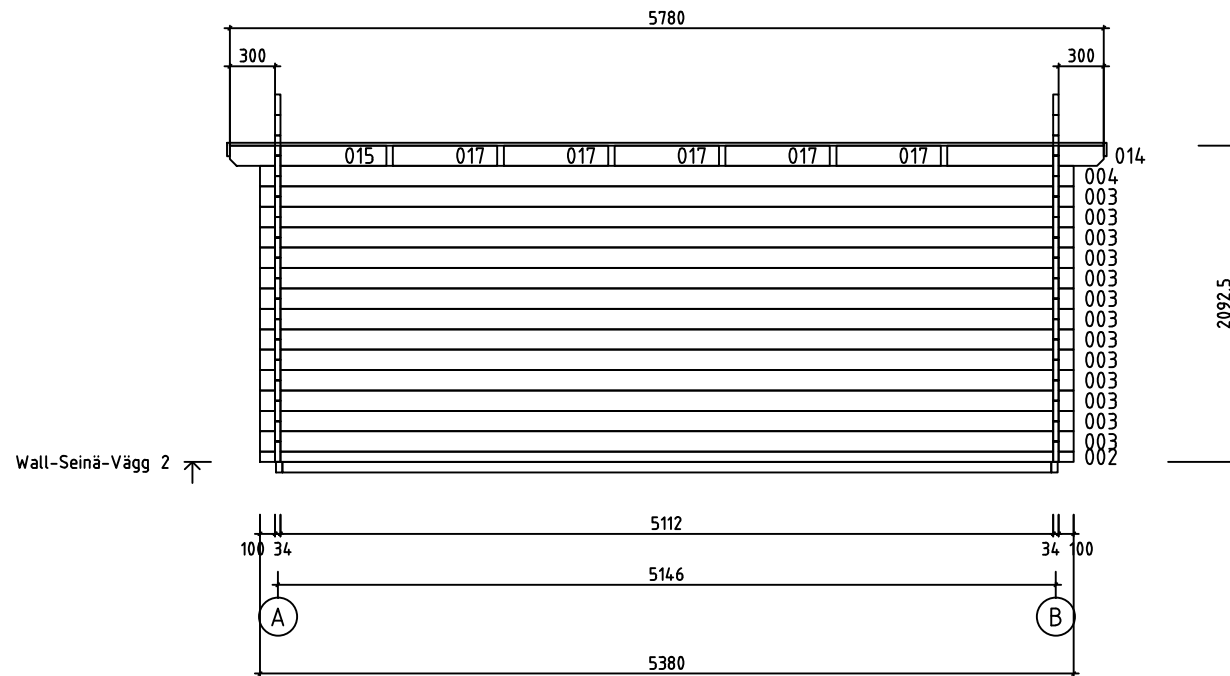




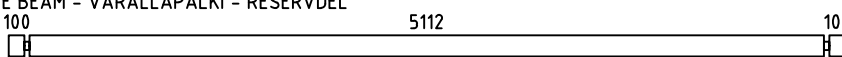
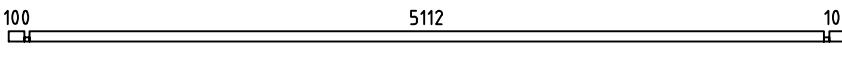
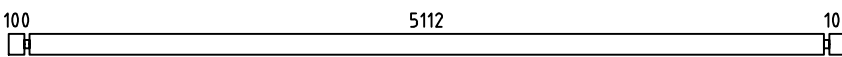
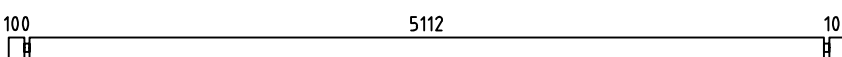
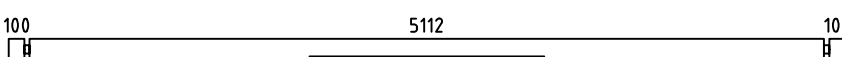
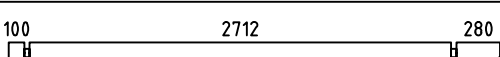
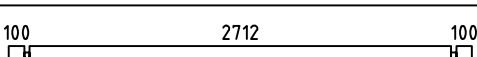
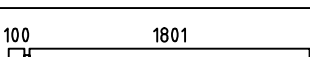






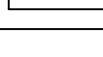
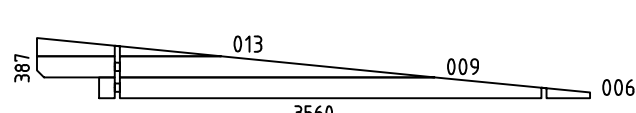


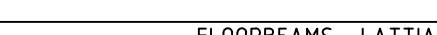























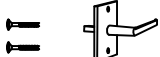
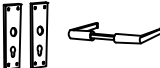



House	P5030-34 Albin	Sheet	9
Drawing	WALL-SEINÄ-VÄGG B	Scale	1:50
Material	34x135	Date	23.02.2017
Drawer	RP	File	P5030-34 Albin.dwg

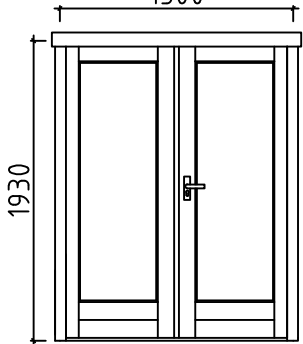
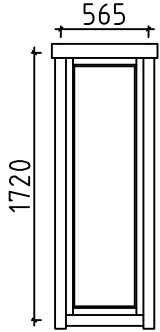


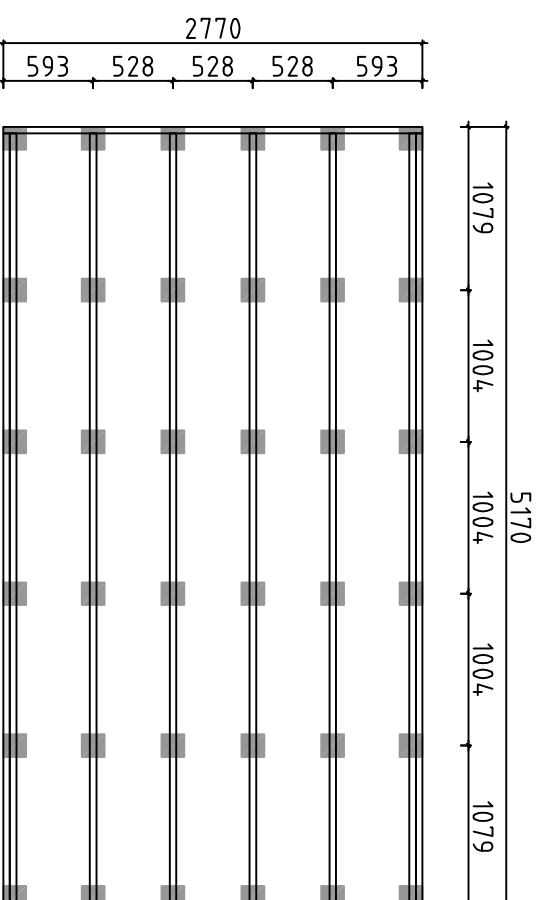


House	P5030-34 Albin	Sheet	11
Drawing	WALL-SEINÄ-VÄGG 2	Scale	1:50
Material	34x135	Date	23.02.2017
Drawer	RP	File	P5030-34 Albin.dwg

Pos	P5030-34 Albin	Pcs. St.	Profil(e) (mm)	L (mm)		
001	SPARE BEAM - VARALLAPALKKI - RESERVDEL 	1	34x135	5380		
002		1	34x68	5380		
003		13	34x135	5380		
004		2	34x135	5380		
005		1	34x135	5380		
007		2	34x135	3160		
008		15	34x135	2980		
010		2	34x135	1935		
011		2	34x68	1935		
012		13	34x135	1655		
014		2	34x135	1036		
015		2	34x135	1036		
016		39	34x135	750		
017		10	34x135	690		
018		26	34x135	610		
WA-1 WB-1		2	34x387	3560		
HB	HIT BLOCK-ASENNUSPALKKI-SLAG BRÄDA 	2	34x135	300		
FB2	FLOORBEAMS - LATTIAPALKIT - GOLVBJÄLKAR 	8	43x70	5084		
FB1	FLOORBEAMS - LATTIAPALKIT - GOLVBJÄLKAR 	2	43x70	2770		
RB1	PURLINS - KATTO - ÖRRET - TAKASAR 	6	43x140	3591		
F1	FLOORBOARD - LATTIALAUTA - GOLVBRÄDE  114 or-tai-eller 88	45+1 59+1	114x19 88x19	2705		
R1	LOFT BOARD - PARVIALATTIA - LOFTGOLV  114 or-tai-eller 88	32+1 42+1	114x19 88x19	3255		
R2	ROOFBOARD - KATTOLAUTA - TAKBRÄDE  114 or-tai-eller 88	32+1 42+1	114x19 88x19	2525		
FF1	SKIRTING SLAT - LATTIALISTA - GOLVLIST 		19x35	16 m		
House	P5030-34 Albin	Material	File	P5030-34 Albin.dwg	Sheet	12

Pos	P5030-34 Albin	Pcs. St.	Profil(e) (mm)	L (mm)
GB1	GABLE BOARD - KAAPELILAUTA - GAVELBRÄDA 	6	19x120	2910
GB2	GABLE BOARD - KAAPELILAUTA - GAVELBRÄDA 	2	19x120	3590
GS1	BOARD MATCHING WITH GABLE BOARD-KAAPELILAUTA VASTAVA LAUTA-BRÄDA OVANPÅ GAVELBRÄDA 	2	19x70	2910
GS2	BOARD MATCHING WITH GABLE BOARD-KAAPELILAUTA VASTAVA LAUTA-BRÄDA OVANPÅ GAVELBRÄDA 	2	19x70	3545
ES1	EAVE SLAT - RÄYSTÄSLISTA - TAKFOTLIST 	2	30x40	2720
ES2	EAVE SLAT - RÄYSTÄSLISTA - TAKFOTLIST 	2	30x40	500
ES3	EAVE SLAT - RÄYSTÄSLISTA - TAKFOTLIST 	2	30x40	300
SS1	STORM SLAT-MYRSKY LISTA-OVÄDER SPJÄLA 	2	19x35	2200
SS2	STORM SLAT-MYRSKY LISTA-OVÄDER SPJÄLA 	2	19x35	1990
	SCREWS-RUUVIT-SKRUVAR FOR-VARTEN-FÖR SS1, SS2 	12	Ø6	40
	WASHER-ALUSLAATTA-BRICKA FOR-VARTEN-FÖR SS1, SS2 	12	Ø6	
	NAILS-NAULAT-SPIKAR FOR-VARTEN-FÖR FF1 	40	Ø2.0	40
	NAILS-NAULAT-SPIKAR FOR-VARTEN-FÖR F1, R1, R2 	750	Ø2.5	60
	SCREWS-RUUVIT-SKRUVAR FOR-VARTEN-FÖR GB1, GB2, GS1, GS2, ES1, ES2, ES3 	90	Ø4.5	50
	SCREWS-RUUVIT-SKRUVAR FOR-VARTEN-FÖR 002, 011 FB1, FB2 	50	Ø4.5	90
	SCREWS-RUUVIT-SKRUVAR FOR-VARTEN-FÖR 014, 015, 017 RB1 	40	Ø6.0	160
	WINDOW HANDLE-IKKUNA KAHVA-FÖNSTER HANDTAG FOR-VARTEN-FÖR W1 	6		
	DOOR HANDLE-OVEN KAHVA-DÖRR HANDTAG FOR-VARTEN-FÖR D1 	1		
	DOOR LOCK+KEYS-OVENLUKKO+AVAIN-DÖRRLAS+NYCKLAR FOR-VARTEN-FÖR D1 	1		
	DOUBLEDOOR FRAME SET FOR-VARTEN-FÖR D1 	1		
	WINDOW WATER SILL-IKKUNALAUTA-FÖNSTERBLECK FOR-VARTEN-FÖR W1 	3		
House	P5030-34 Albin	Material	File	P5030-34 Albin.dwg
			Sheet	13

Pos	P5030-34 Albin	Pcs. St.	Profil(e) (mm)	L (mm)
D1	D00R-OVI-DÖRR (right-oikea-höger) ORT_ST 1500 	P	1	1500
W1	WINDOW-IKKUNAN-FÖNSTER (2x right-oikea-höger; 1x left-jäljellä-vänster) ORT_ST 565 	P+V	2+1	565
House	P5030-34 Albin	Material	File	P5030-34 Albin.dwg
Sheet				14

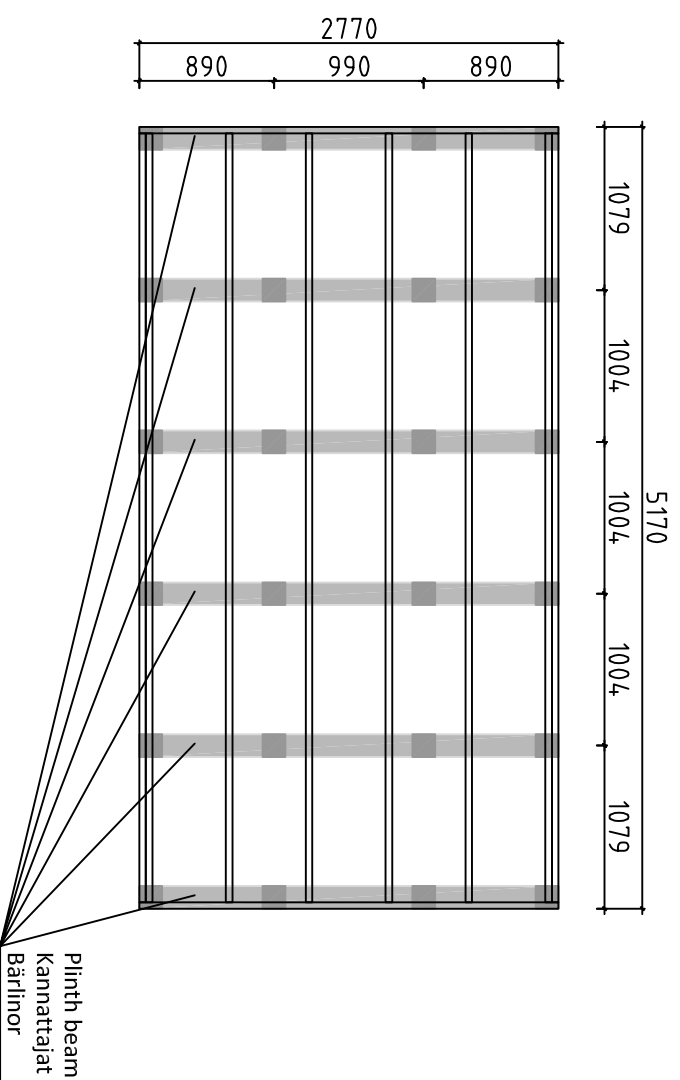


Detta är ett förslag för hur man kan placera plintarna (100-200 mm i diameter) för golvbjälklaget. Golvbjälkarna är med i byggsatsen, men inte plintarna. Använder man exempelvis 500-600mm långa murblock så kan man halvera antalet punkter. Lägg fuktskyddande papp mellan betong och trä

Tämä on ehdotus siltä, miten (100-200 mm läpimittaiset) jalat voidaan sijoittaa alapohjaa varten. Lattiapalkit ovat rakennussarjassa, mutta jalat ei ole. Kun käytetään esimerkiksi 500-600 mm pitkiä harkkoja, voidaan pisteiden määrä puolittaa. Aseta betonin ja puun väliin kosteudelta suojava pahvi

A proposal for placing plinths (100-200 mm in diameter) for floor beams. Floor beams are provided in the kit but plinths are not included. For example, by using 500-600 mm long masonry units, one can reduce the number of points 50%. Place cardboard between the concrete and wood to protect from moisture

House	P5030-34 Albin	Sheet	15
Drawing	FOUNDATION PLAN - PLINTPLAN	Scale	1:50
Material		Date	23.02.2017
Drawer	RP	File	P5030-34_Albin_Foundation.dwg



Förslag på alternativ plintplan med bärlnor och plintar. Bärlnor 45x 95 eller 45x 120 och plintar ca 100- 200 mm i diameter. (Bärlnor och plintar ingår ej i leveransen). Används exempelvis murblock, (ingår ej i leveransen) istället för plintar, kan man lägga bärlnorna platt mot dessa och på det sättet minska höjden på konstruktionen. I denna konstruktion kan man dessutom lägga en "boardskiva" mellan bärlnorna och golvbjälkarna och på det sättet bära upp bjälklagsisoleringen. Lagg fuktskyddande papp mellan betong och trä

Endotus valtoehtoisesta jalustasta kannattajilla ja jalolla. Kannattajat 45x95 tai 45x120 ja jalat läpimitataan n. 100-200 mm (kannattajia ja jalvoja ei ole toimituksessa). Käytettäessä esimerkiksi harkkoja (ei kuulu toimitukseen) jalkojen sijasta, voi kannattajat asettaa lappeelleen niitä vasten ja sillä tavoin vähentää rakenteen korkeutta. Tässä rakenteessa voi lisäksi asettaa levyn kannattajien ja lattiapalkkien väliin ja sillä tavoin kannattaa alapohjan eristystä. Aseta betonin ja puun väliin kosteudelta suojaava pahvi

A proposal for alternative plinth beam layout plan. Plinth beams 45x95 or 45x120 and plinths ca 100-200 mm in diameter (plinth beams and plinths are not included in the kit). For example, by using masonry units (not included in the kit) instead of plinths, one can lay plinth beams flat against the masonry units and in that way reduce the height of the structure. In this construction one can also add "plywood board" between plinth beams. Place cardboard between the concrete and wood to protect from moisture

House	P5030-34 Albin	Sheet	16
Drawing	FOUNDATION PLAN - PLINTPLAN	Scale	1:50
Material		Date	23.02.2017
Drawer	RP	File	P5030-34_Albin_Foundation.dwg



#001		5380	1
#002	2	5380	1
#003	2	5380	13
#004	1,2	5380	2
#005	1	5380	1
#006	A,B	3160	2
#007	A,B	3160	2
#008	A,B	2980	15
#009	A,B	2560	2
#010	1	1935	2
#011	1	1935	2
#012	A	1655	13
#013	A,B	1187	2
#014	1,2	1036	2
#015	1,2	1036	2
#016	1,A	750	39
#017	1,2	690	10
#018	1	610	26