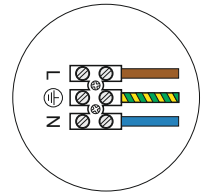
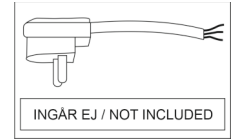
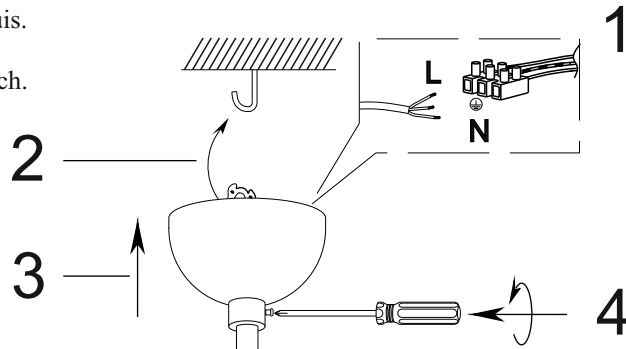


4201710 - AVENUE

- S Montera lampan enligt skissen.
 N Monter lampan i henhold til skissen.
 SF Kiinnitä lamppu alla olevan piirroksen mukaan.
 D Montieren Sie die Leuchte laut Skizze.
 F Montez la lampe conformément au croquis.
 I Montare la luce del diagramma.
 EN Assembly the lamp according to the sketch.

12 x G9 Max 4W LED



Justera positionen på armarna innan ljuskällor och glas monteras.

Adjust the positions of the arms before LED and glass is mounted.

