

General information

Product:

weber flow fix

Program operator:

The Norwegian EPD Foundation
 Pb. 5250 Majorstuen, 0303 Oslo
 Phone: +47 22 40 40 40
 e-mail: post@epd-norge.no

Declaration number:
ECO Platform reference number:
This declaration is based on Product Category Rules:

CEN Standard EN 15804:2012+A1:2013 serves as core PCR.
 NPCR Part A: Construction products and services. Ver. 1.0. April 2017

Statement of liability:

The owner of the declaration shall be liable for the underlying information and evidence. EPD Norway shall not be liable with respect to manufacturer information, life cycle assessment data and evidences.

Declared unit:

1 kg weber flow fix

Declared unit with option:

A1,A2,A3,A4

Functional unit:
Verification:

Independent verification of data, other environmental information and the declaration according to ISO14025:2010, § 8.1.3 and § 8.1.4

External

Third party verifier:

Sign



Senior Research Scientist, Anne Rønning

(Independent verifier approved by EPD Norway)

Owner of the declaration:

Saint-Gobain Finland Oy
 Contact person: Anne Kaiser
 Phone: +358400289933
 e-mail: anne.kaiser@saint-gobain.com

Manufacturer:

Saint-Gobain Finland Oy

Place of production:

Parainen Premix plant
 Kalkkitehtaantie
 21600 Parainen
 Finland

Management system:

ISO 9001:2015, ISO 14001:2015 and OHSAS 18001:2007

Organisation no:

FI09515553

Issue date:
Valid to:
Year of study:

2018

Comparability:

EPD of construction products may not be comparable if they not comply with EN 15804 and seen in a building context.

Author of the Life Cycle Assessment:

The declaration is developed using eEPD v3.0 from LCA.no

Approval:

Company specific data are:

Collected/registered by: Riitta Helio

Internal verification by: Anne Kaiser

Approved:

Sign



Håkon Hauan
 Managing Director of EPD-Norway

Product

Product description:

Weber flow fix is cementitious tile adhesive for attaching large sized ceramic tiles and suitable natural stone tiles on straight floor surfaces.

Weber flow fix is suitable for following applications:

- fastening of large floor tiles
- private house floors: kitchens, living-rooms
- public floors: malls, schools, hospitals.

Weber flow fix is flowable and has good bearing capability.

Product specification

The composition of the product is described in the following table:

Materials	
Binder	30-50%
Aggregate	35-55%
Filler	5-15%
Additives	2-8%
Packaging	2,97%

LCA: Calculation rules

Declared unit:

1 kg weber flow fix

Cut-off criteria:

All major raw materials and all the essential energy is included. The production processes for raw materials and energy flows with very small amounts (less than 1%) are not included. These cut-off criteria do not apply for hazardous materials and substances.

Machines and facilities (capital goods) required for and during production are excluded, as is transportation of employees.

Data quality:

Specific data for the product composition are provided by the manufacturer. They represent the production of the declared product and were collected for EPD development in the year of study. Background data is based on registered EPDs according to EN 15804, Ostfold Research databases, ecoinvent and other LCA databases. The data quality of the raw materials in A1 is presented in the table below.

Plant manufacturing data is collected for 2017. Raw materials and production volumes are based on the data from September - December 2018 and production plans for the 2019. The whole year data is not available, since products are new.

Materials	Source	Data quality	Year
Chemicals	Chemicals below cut-off	No data	0
Aggregate	ecoinvent 3.4	Database	2017
Binder	ecoinvent 3.4	Database	2017
Filler	ecoinvent 3.4	Database	2017
Packaging	ecoinvent 3.4	Database	2017
Packaging	Modified ecoinvent 3.4	Database	2017
Binder	Finnsementti	Environmental Data Sheet	2017

Technical data:

Weber flow fix is designed, produced and CE marked according to EN 12004:2007 + A1:2012 Adhesives for tiles. Requirements, evaluation of conformity, classification and designation.

Market:

Nordic and Baltic countries.

Reference service life, product

The reference service life of the product is similar to the service life of the building.

Reference service life, building

60 years.

Allocation:

The allocation is made in accordance with the provisions of EN 15804. Incoming energy and water and waste production in-house is allocated equally among all products through mass allocation. Effects of primary production of recycled materials is allocated to the main product in which the material was used. The recycling process and transportation of the material is allocated to this analysis.

System boundary:

All processes from raw material extraction to product transport to the construction site are included in the analysis (A1 - A4). The flow chart below illustrates the system boundaries for the A1 to A3 part of the analysis.



Additional technical information:

The density of the product is 1,64 kg/dm³. Recommended water content for dry product is approx. 0,23 l/kg.

LCA: Scenarios and additional technical information

The following information describe the scenarios in the different modules of the EPD.

Transport to market (A4) is calculated based on the default distance of 300 km from NPCR 009. Additional information is given in the table below regarding distances to other relevant markets and calculation factors for converting GWP/A4 to the specific market.

Transport from production place to user (A4)

Type	Capacity utilisation (incl. return) %	Type of vehicle	Distance km	Fuel/Energy consumption	Unit	Value (l/t)
Truck	55,0 %	Truck, lorry over 32 tonnes, EURO 5	300	0,022823	l/tkm	6,85
Railway					l/tkm	
Boat					l/tkm	
Other Transportation					l/tkm	

Additional A4 information	Unit/Range	Value
Tullinge, Sweden (truck / ro-ro boat / truck to jobsite: 658 km)	Multiplication factor GWP/A4	1.61
Lilleström, Norway (truck / ro-ro boat / truck to jobsite 1135km)	Multiplication factor GWP/A4	3.11
Karlslunde, Denmark (truck / ro-ro boat / truck to jobsite: 1312 km)	Multiplication factor GWP/A4	3.67
Tallinn, Estonia (truck / ro-ro boat / truck to jobsite: 563 km)	Multiplication factor GWP/A4	1.57
Riga, Latvia (truck / ro-ro boat / truck to jobsite: 869 km)	Multiplication factor GWP/A4	2.54
Vilnius, Lithuania (truck / ro-ro boat / truck to jobsite: 1162 km)	Multiplication factor GWP/A4	3.47

Assembly (A5)

	Unit	Value
Auxiliary	kg	
Water consumption	m ³	
Electricity consumption	kWh	
Other energy carriers	MJ	
Material loss	kg	
Output materials for waste treatment	kg	
Dust in the air	kg	
VOC emissions	kg	

Use (B1)

	Unit	Value

Maintenance (B2)/Repair (B3)

	Unit	Value
Maintenance cycle*		
Auxiliary		
Other resources		
Water consumption	m ³	
Electricity consumption	kWh	
Other energy carriers	MJ	
Material loss	kg	
VOC emissions	kg	

Replacement (B4)/Refurbishment (B5)

	Unit	Value
Replacement cycle*		
Electricity consumption	kWh	
Replacement of worn parts		

* Described above if relevant

Operational energy (B6) and water consumption (B7)

	Unit	Value
Water consumption	m ³	
Electricity consumption	kWh	
Other energy carriers	MJ	
Power output of equipment	kW	

End of Life (C1, C2)

	Unit	Value
Hazardous waste disposed	kg	
Collected as mixed construction waste	kg	
Reuse	kg	
Recycling		
Energy recovery		
To landfill	kg	

Transport to waste processing (C2)

Type	Capacity utilisation (incl. return) %	Type of vehicle	Distance km	Fuel/Energy consumption	Unit	Value (l/t)
Truck					l/tkm	
Railway					l/tkm	
Boat					l/tkm	
Other Transportation					l/tkm	

LCA: Results

System boundaries (X=included, MND=module not declared, MNR=module not relevant)

Product stage				Construction installation stage	User stage								End of life stage				Beyond the system boundaries
Raw materials	Transport	Manufacturing	Transport	Assembly	Use	Maintenance	Repair	Replacement	Refurbishment	Operational energy use	Operational water use	De-construction demolition	Transport	Waste processing	Disposal	Reuse-Recovery-Recycling-potential	
A1	A2	A3	A4	A5	B1	B2	B3	B4	B5	B6	B7	C1	C2	C3	C4	D	
X	X	X	X	MND	MND	MND	MND	MND	MND	MND	MND	MND	MND	MND	MND	MND	

Environmental impact

Parameter	Unit	A1	A2	A3	A4
GWP	kg CO ₂ -eq	3,81E-01	6,74E-03	3,63E-03	2,62E-02
ODP	kg CFC11 -eq	3,63E-09	4,00E-11	4,51E-10	5,10E-09
POCP	kg C ₂ H ₄ -eq	6,09E-05	1,14E-06	2,23E-06	4,23E-06
AP	kg SO ₂ -eq	7,50E-04	2,36E-05	3,29E-05	8,51E-05
EP	kg PO ₄ ³⁻ -eq	2,10E-04	5,02E-06	1,22E-05	1,43E-05
ADPM	kg Sb -eq	5,75E-07	2,04E-08	2,59E-08	5,91E-08
ADPE	MJ	3,00E+00	1,06E-01	2,24E-02	4,11E-01

GWP Global warming potential; ODP Depletion potential of the stratospheric ozone layer; POCP Formation potential of tropospheric photochemical oxidants; AP Acidification potential of land and water; EP Eutrophication potential; ADPM Abiotic depletion potential for non fossil resources; ADPE Abiotic depletion potential for fossil resources

Reading example: 9,0 E-03 = 9,0*10⁻³ = 0,009

*INA Indicator Not Assessed

Resource use

Parameter	Unit	A1	A2	A3	A4
RPEE	MJ	7,21E-01	1,92E-03	4,36E-01	7,42E-03
RPEM	MJ	4,68E-01	0,00E+00	0,00E+00	0,00E+00
TPE	MJ	1,19E+00	1,92E-03	4,36E-01	7,42E-03
NRPE	MJ	3,37E+00	1,09E-01	2,31E-02	4,23E-01
NRPM	MJ	2,13E-01	0,00E+00	0,00E+00	0,00E+00
TRPE	MJ	3,58E+00	1,09E-01	2,31E-02	4,23E-01
SM	kg	2,44E-02	0,00E+00	0,00E+00	0,00E+00
RSF	MJ	1,09E-01	0,00E+00	0,00E+00	0,00E+00
NRSF	MJ	1,77E-01	0,00E+00	0,00E+00	0,00E+00
W	m ³	3,60E-03	2,56E-05	1,28E-05	9,98E-05

RPEE Renewable primary energy resources used as energy carrier; RPEM Renewable primary energy resources used as raw materials; TPE Total use of renewable primary energy resources; NRPE Non renewable primary energy resources used as energy carrier; NRPM Non renewable primary energy resources used as materials; TRPE Total use of non renewable primary energy resources; SM Use of secondary materials; RSF Use of renewable secondary fuels; NRSF Use of non renewable secondary fuels; W Use of net fresh water

Reading example: 9,0 E-03 = $9,0 \cdot 10^{-3} = 0,009$

*INA Indicator Not Assessed

End of life - Waste

Parameter	Unit	A1	A2	A3	A4
HW	kg	2,87E-05	5,15E-08	6,65E-07	2,25E-07
NHW	kg	2,07E-02	9,72E-03	1,96E-02	3,84E-02
RW	kg	INA*	INA*	INA*	INA*

HW Hazardous waste disposed; NHW Non hazardous waste disposed; RW Radioactive waste disposed

Reading example: 9,0 E-03 = $9,0 \cdot 10^{-3} = 0,009$

*INA Indicator Not Assessed

End of life - Output flow

Parameter	Unit	A1	A2	A3	A4
CR	kg	0,00E+00	0,00E+00	0,00E+00	0,00E+00
MR	kg	2,32E-04	0,00E+00	3,76E-04	0,00E+00
MER	kg	0,00E+00	0,00E+00	6,00E-04	0,00E+00
EEE	MJ	INA*	INA*	INA*	INA*
ETE	MJ	INA*	INA*	INA*	INA*

CR Components for reuse; MR Materials for recycling; MER Materials for energy recovery; EEE Exported electric energy; ETE Exported thermal energy

Reading example: 9,0 E-03 = $9,0 \cdot 10^{-3} = 0,009$

*INA Indicator Not Assessed

Additional Norwegian requirements

Greenhouse gas emissions from the use of electricity in the manufacturing phase

National production mix from import, low voltage (production of transmission lines, in addition to direct emissions and losses in grid) of applied electricity for the manufacturing process (A3).

Electricity mix	Data source	Amount	Unit
Renewable electricity with Guarantee of Origin from LOS (kWh)	Modified ecoinvent 3.4	60,20	g CO ₂ -ekv/kWh
District heating, Parainen (kWh)	Modified ecoinvent 3.4	20,54	g CO ₂ -ekv/kWh

Dangerous substances

The product contains no substances given by the REACH Candidate list or the Norwegian priority list. The product is classified as hazardous waste (Avfallsforskriften, Annex III), see table.

Name	CASNo	Amount
Portland Cement	65997-15-1	25-50%

Indoor environment

Regarding indoor air quality Weber flow fix has M1 indoor emission classification granted by the Finnish Building Information Foundation (Suomen Rakennustietosäätiö, RTS).

Bibliography

ISO 14025:2010 Environmental labels and declarations - Type III environmental declarations - Principles and procedures.





ISO 14044:2006 Environmental management - Life cycle assessment - Requirements and guidelines.

EN 15804:2012+A1:2013 Environmental product declaration - Core rules for the product category of construction products.

ISO 21930:2017 Sustainability in buildings and civil engineering works. Core rules for environmental product declarations of construction products.

ecoinvent v3, Alloc Rec, Swiss Centre of Life Cycle Inventories.

Iversen et al., (2018) eEPD v3.0 - Background information for EPD generator system.

 epd-norge.no The Norwegian EPD Foundation	Program operator and publisher The Norwegian EPD Foundation Post Box 5250 Majorstuen, 0303 Oslo 0303 Oslo Norway	Phone: +47 22 40 40 40 e-mail: post@epd-norge.no web: www.epd-norge.no
	Owner of the declaration Saint-Gobain Finland Oy P.O. Box 70 FI-00381 Helsinki	Phone: +358400289933 Fax: e-mail: anne.kaiser@saint-gobain.com web: www.saint-gobain.fi
	Author of the Life Cycle Assessment LCA.no AS Dokka 1C 1671 Kråkerøy	Phone: +47 916 50 916 Fax: e-mail: post@lca.no web: www.lca.no
	Developer of EPD generator LCA.no AS Dokka 1C 1671 Kråkerøy	Phone: +47 916 50 916 e-mail: post@lca.no web: www.lca.no