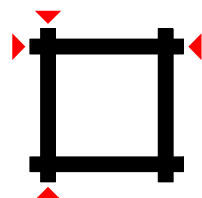
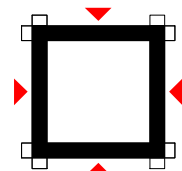


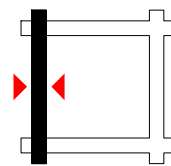
Firenze A 70



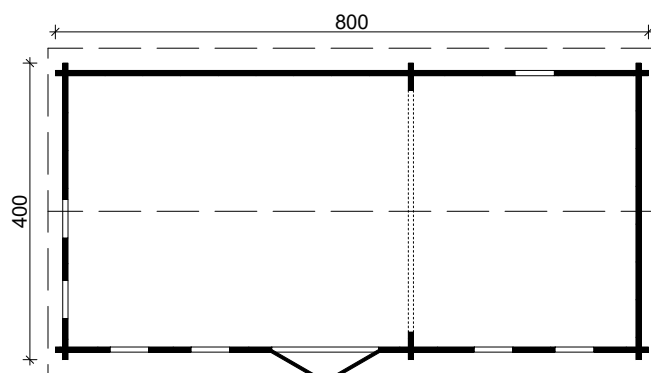
400 x 800 cm



380 x 780 cm






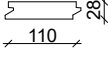
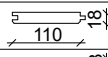

















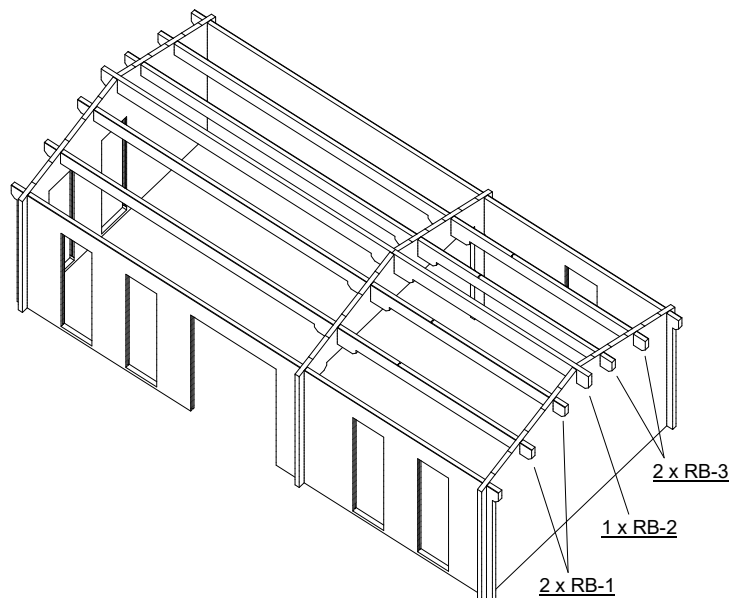
70 mm



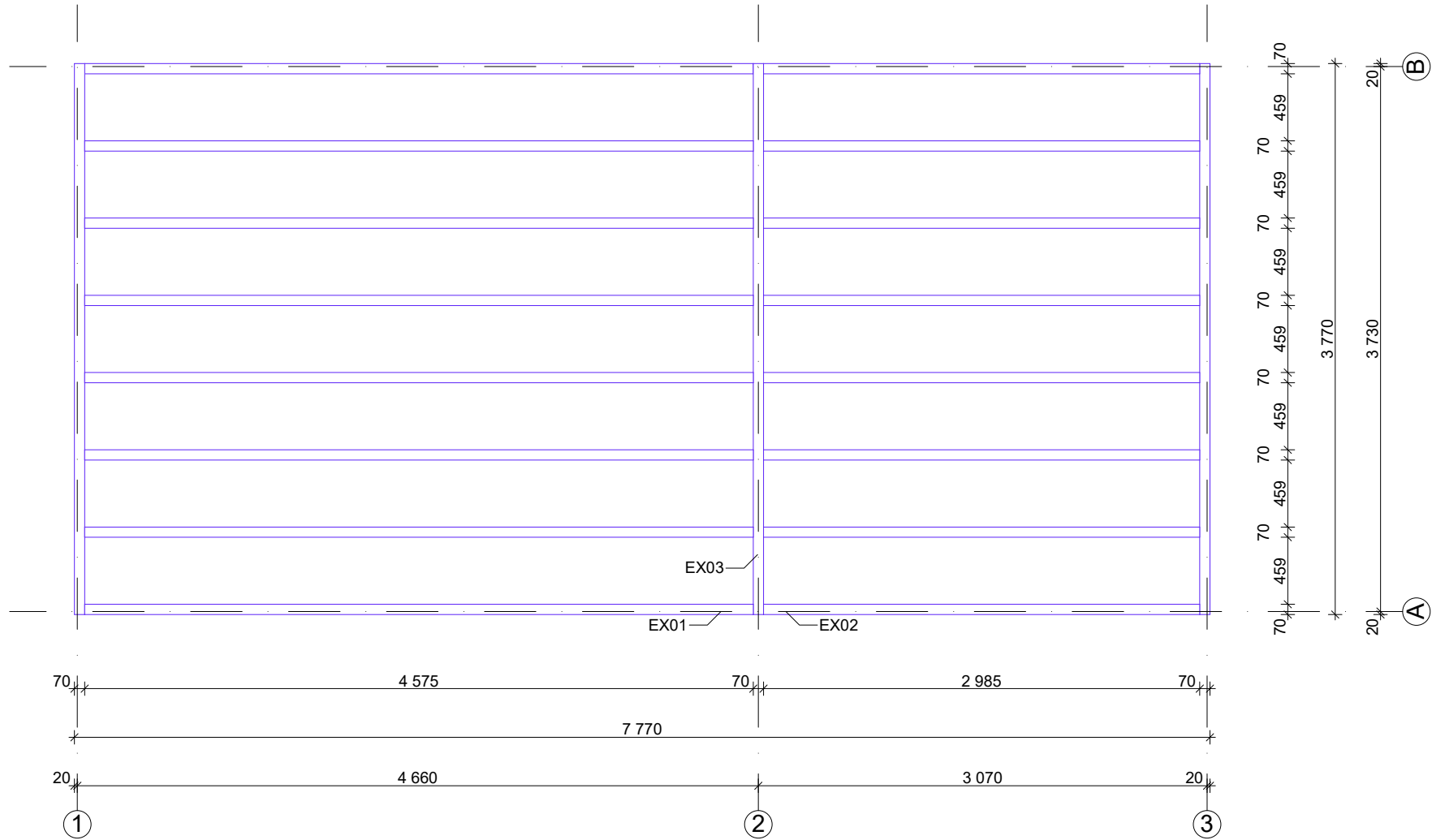

DE Alle angegebenen Maße sind ca.-Maße
EN All dimensions are approximate
NL Alle maten zijn circa maten
NO Alle vedlagte mål er ca
ES Todas las dimensiones son aproximadas
PT Todas as dimensões são aproximadas
PL Wszystkie wymiary są przybliżone
EE Kõik mõõdud on ligilähedased
IT Tutte le misure indicate sono circa
DK Alle angivne mål er ca.-mål
SE Samtliga mått är ungefärliga
FR Toutes les dimensions fournies sont approximatives

Firenze A 70 mm / 400 x 800 cm - EX

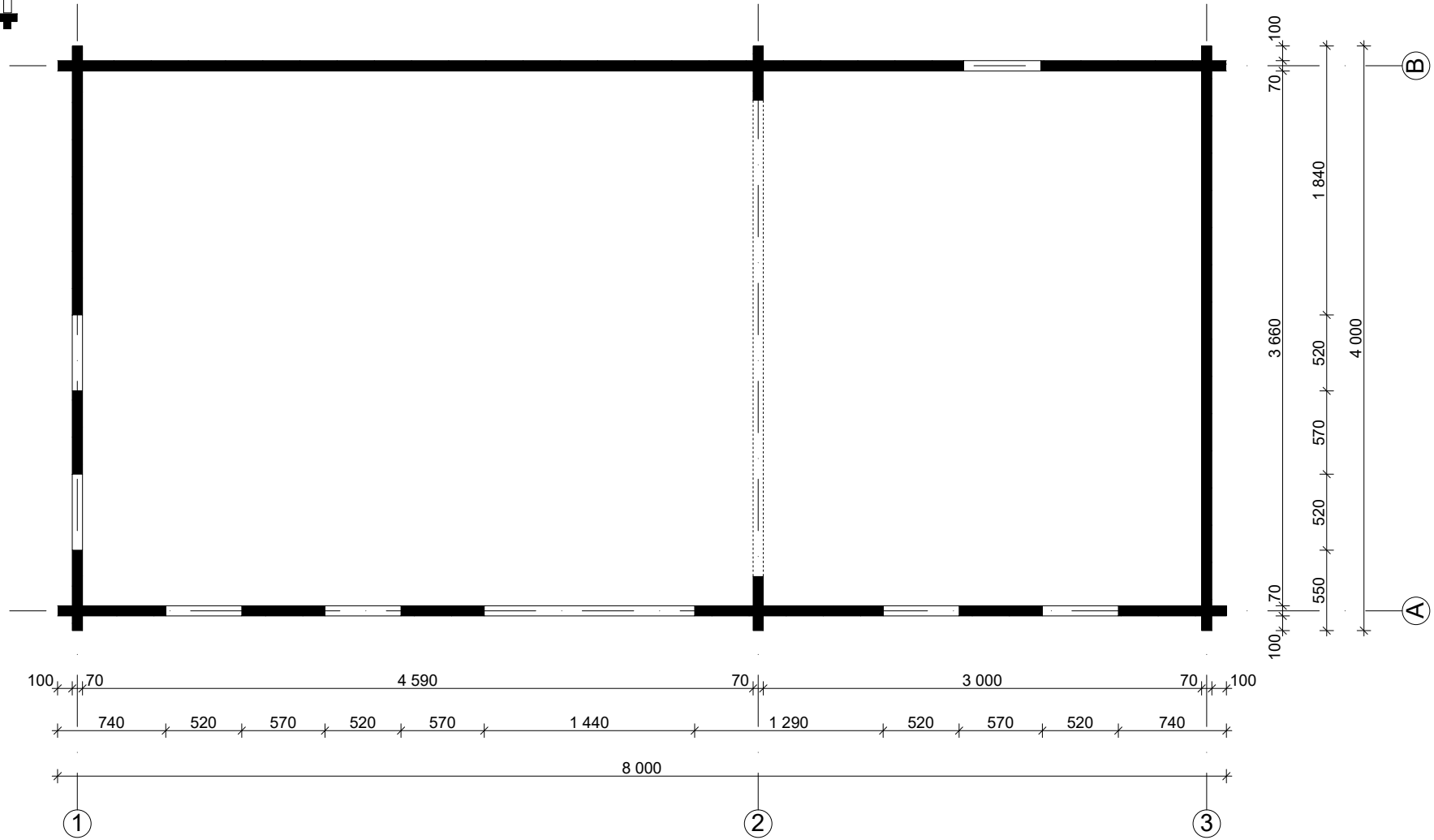
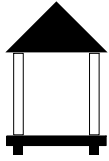
| Nr. |  |  mm |  mm |  x |
|------|---|--|--|---|
| EX01 | Foundation beams / Fundamenthölzer |  | 4575 | 8 |
| EX02 | | | 2985 | 8 |
| EX03 | | | 3770 | 3 |
| EX04 | Floor boards / Fußbodenbretter |  | 3656 | 71+1 |
| EX05 | | | -- | -- |
| EX06 | | | -- | -- |
| EX07 | Roof boards / Dachbretter |  | 2300 | 150+2 |
| EX08 | Fascia board / Giebelblende  |  | 2350 | 4 |
| EX09 | Gable edge board / Giebelabschlussbrett |  | 2350 | 4 |
| EX10 | Eave edging / Traufenbrett |  | 4100 | 4 |
| EX11 | Eave edging slat / Traufenleiste |  | 4100 | 4 |
| EX12 | Diamond / Raute |  | | 2 |
| EX13 | Baseboard / Fußleisten |  | ca. 24,0 m | |
| EX14 | Roofing felt / Dachpappe  | | | -- |
| EX15 | Threaded Rod / Gewindestangen | ∅ 10 | 2370 | 6 |
| EX16 | Nut, washer / Mutter, scheibe  | M10 | | 12 |
| EX17 | Dowel / Dübel | ∅ 16 | 150 | 100 |
| EX18 | Screws / Schrauben 4,0x40 / 4,0x50 / 5,0x70 / 6,0x140  | | 100 / 1400 / 100 / 80 | |
| EX19 | Nails / Nägel 1,4x35  | | 100 | |
| EX20 | Hitblock / Schlaghölzer  | 70 x 114 | 300-400 | 3 |
| EX21 | Double door / Doppeltür 1425 x 1955 mm / 70 mm ISO - R  | | | 1 |
| EX22 | Window / Einzelfenster 515 x 1890 mm / 70 mm ISO - Inward opening  | | | 6 |
| EX23 | Window / Einzelfenster 530 x 530 mm / 70 mm ISO - R  | | | 1 |




Firenze A 70 mm / 400 x 800 cm



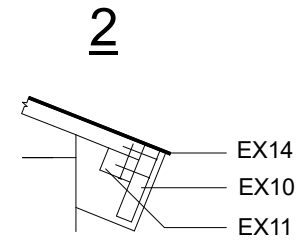
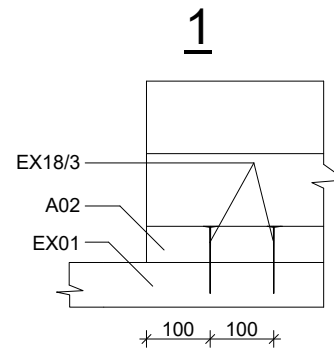
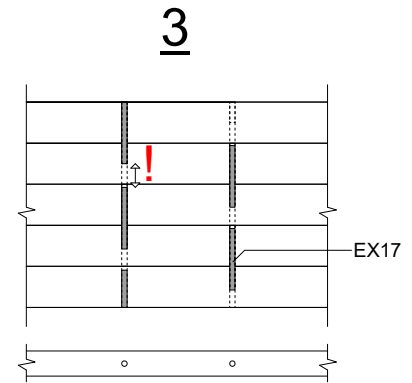
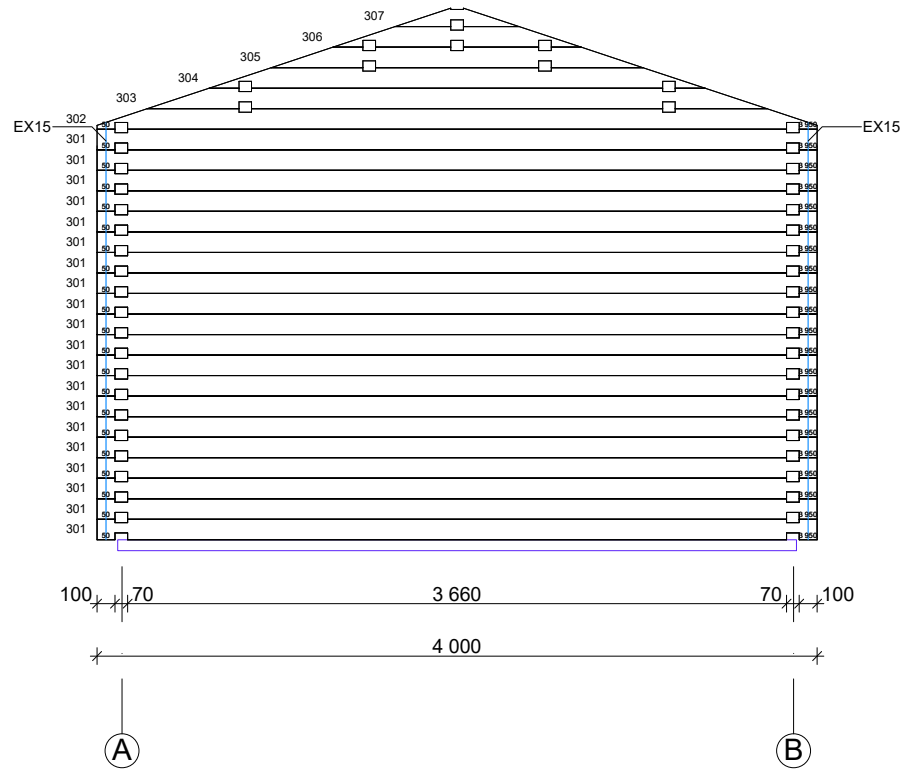
Firenze A 70 mm / 400 x 800 cm



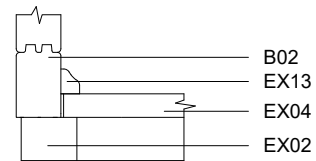
Firenze A 70 mm / 400 x 800 cm



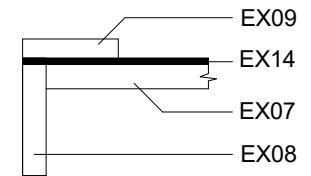
Firenze A 70 mm / 400 x 800 cm










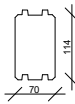


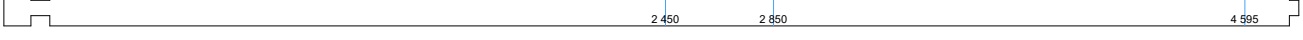



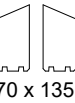


A-A



B-B








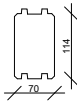










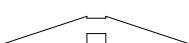
Firenze A 70 mm / 500 x 1100 cm - A

| Nr. |  |  mm |  mm |  x |
|-----|--|--|--|---|
| A01 |  |  | 2920 | 1 |
| A02 |  | | 3640 | 1 |
| A03 |  |  | 740 | 34 |
| A04 |  | | 570 | 51 |
| A05 |  | | 1290 | 17 |
| A06 |  | | 4795 | 1 |
| A07 |  | | 3205 | 1 |
| A08 |  | | 2764 | 1 |
| A09 |  |  | 5450 | 1 |
| A10 |  | | 4895 | 1(1+0) |
| A11 |  | 70 x 135 | 3305 | 1(1+0) |





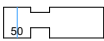







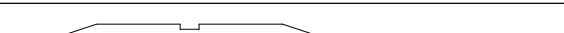


Firenze A 70 mm / 500 x 1100 cm - B

| Nr. |  |  mm |  mm |  x | |
|-----|--|--|--|---|--------|
| B01 |  |  | 4795 | 1 | |
| B02 |  | | 3205 | 1 | |
| B03 |  Male fishtail | | 2664 | 9 | |
| B04 |  Female ft. | | 5350 | 6 | |
| B05 |  | | 4795 | 9 | |
| B06 |  | | 3205 | 7 | |
| B07 |  Female fishtail | | 3540 | 3 | |
| B08 |  | | 1270 | 5 | |
| B09 |  | | 1395 | 2 | |
| B10 |  Male fishtail | | 2764 | 1 | |
| B11 |  Female ft. | | 5450 | 1 | |
| B12 |  | |  | 4895 | 1(0+1) |
| B13 |  | | | 70 x 135 | 3305 |











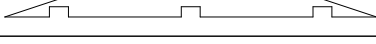
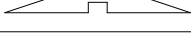












Firenze A 70 mm / 500 x 1100 cm - 1

| Nr. |  |  mm |  mm |  x |
|-----|---|--|--|---|
| 101 |  |  | 4000 | 1 |
| 102 |  | | 550 | 16 |
| 103 |  | | 570 | 16 |
| 104 |  | | 1840 | 16 |
| 105 |  | | 4000 | 1 |
| 106 |  | | 4000 | 2 |
| 107 |  | | 4000 | 1 |
| 108 |  | | 3443 | 1 |
| 109 |  | | 2754 | 1 |
| 110 |  | | 2066 | 1 |
| 111 |  | | 1377 | 1 |
| 112 |  | | 688 | 1 |

Firenze A 70 mm / 500 x 1100 cm - 2

| Nr. |  |  mm |  mm |  x |
|-----|--|--|--|---|
| 201 |  |  | 370 | 34 |
| 202 |  | | 570 | 2 |
| 203 |  | | 4000 | 1 |
| 204 |  | | 4000 | 1 |
| 205 |  | | 4000 | 1 |
| 206 |  | | 3443 | 1 |
| 207 |  | | 2754 | 1 |
| 208 |  | | 2066 | 1 |
| 209 |  | | 1377 | 1 |
| 210 |  | | 688 | 1 |

Firenze A 70 mm / 500 x 1100 cm - 3; LT

| Nr. |  |  |  |  |
|------|--|---|---|---|
| | | mm | mm | x |
| 301 |  |  | 4000 | 20 |
| 302 |  | | 4000 | 1 |
| 303 |  | | 3443 | 1 |
| 304 |  | | 2754 | 1 |
| 305 |  | | 2066 | 1 |
| 306 |  | | 1377 | 1 |
| 307 |  | | 688 | 1 |
| LT01 |  |  | 700 | 5 |
| LT02 |  | | 4895 | 5 |
| LT03 |  | | 3305 | 5 |
| LT04 |  | | 5950 | 1 |
| LT05 |  | | 2264 | 1 |
| LT06 |  | | 2264 | 2(2+0) |
| LT07 |  | | 2264 | 2(0+2) |
| LT08 |  | | 5950 | 2(2+0) |
| LT09 |  | | 5950 | 2(0+2) |
| LT10 |  | | 4895 | 1 |
| LT11 |  | | 3305 | 1 |