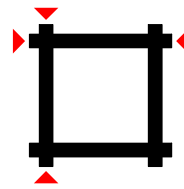
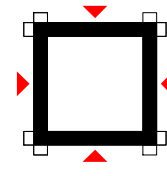


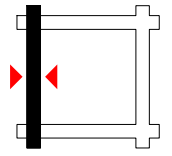
Langeoog C 70



510 x 410 cm



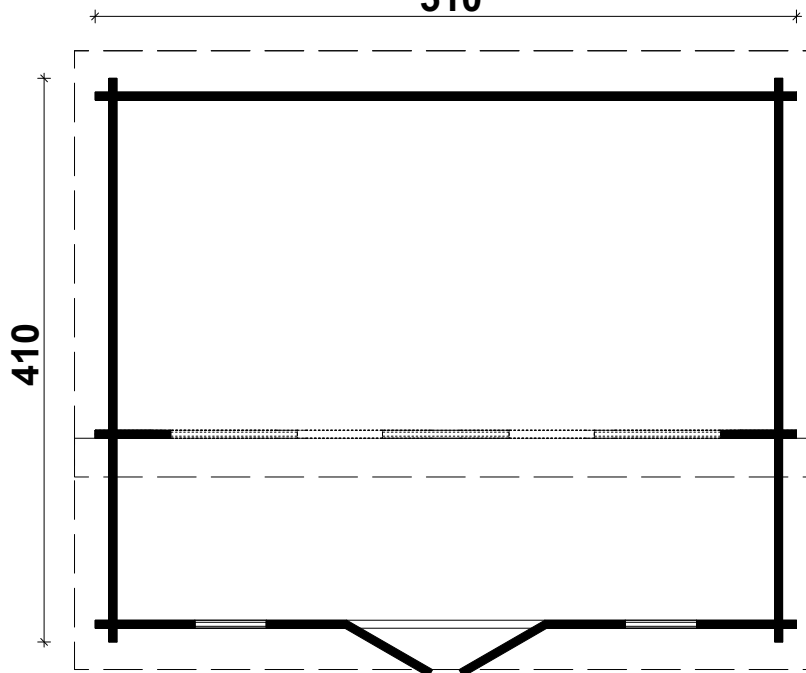
490 x 390 cm



70 mm

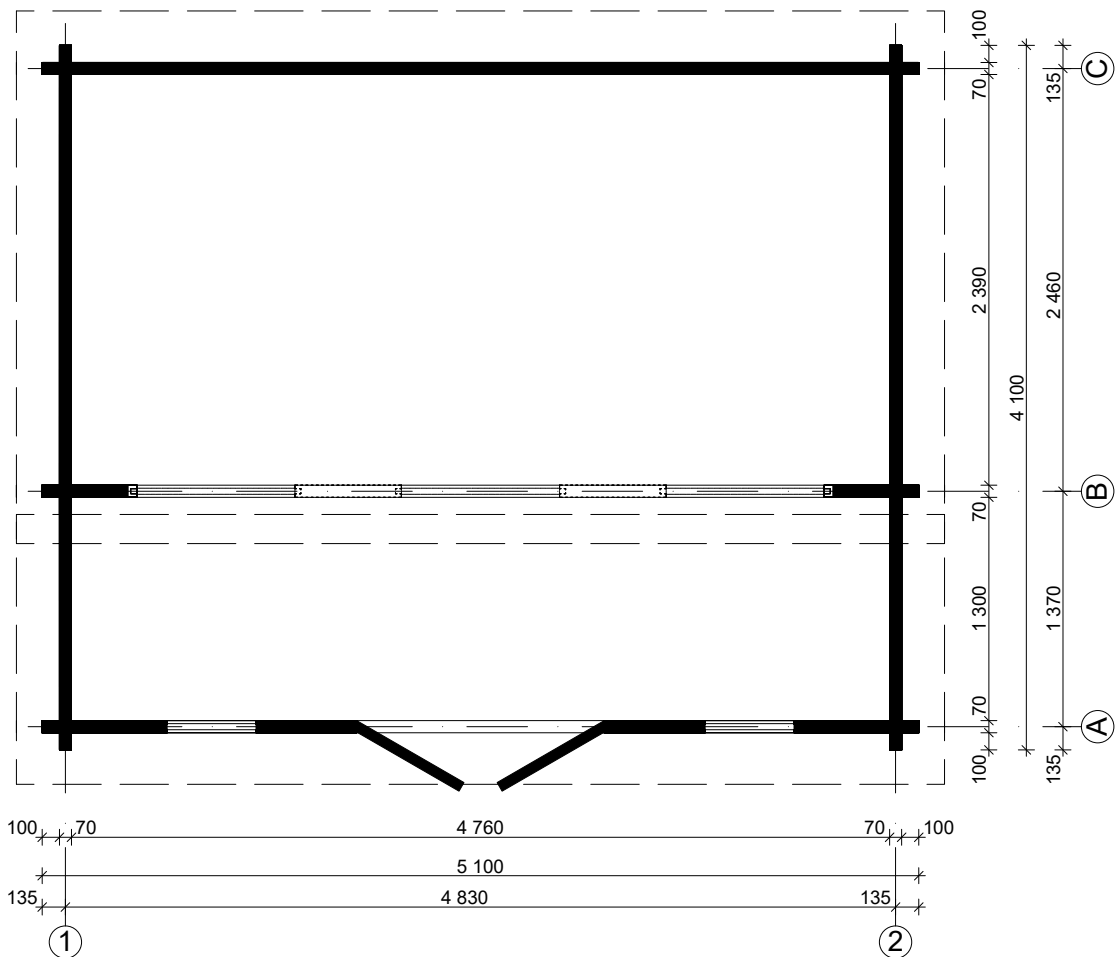
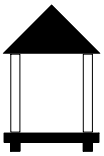
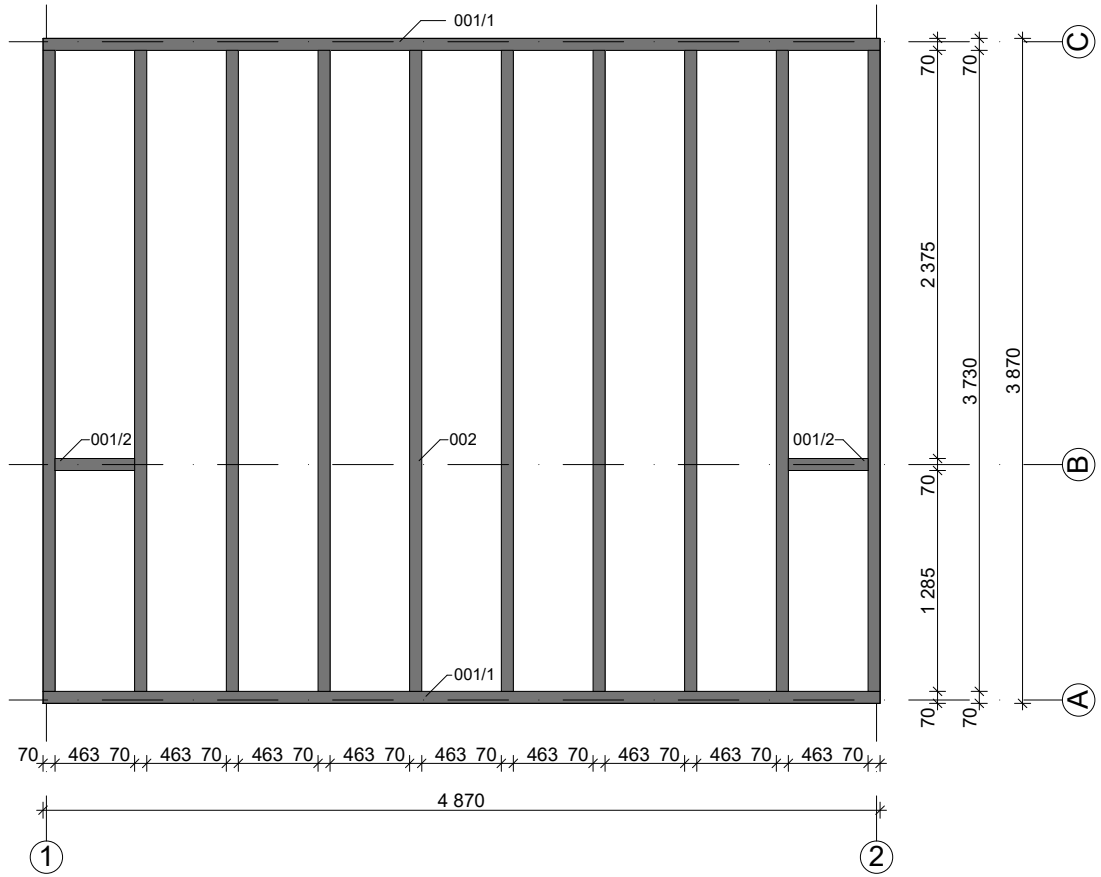




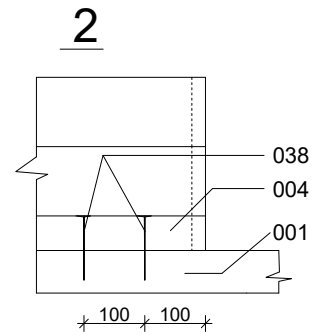
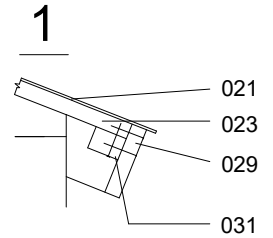
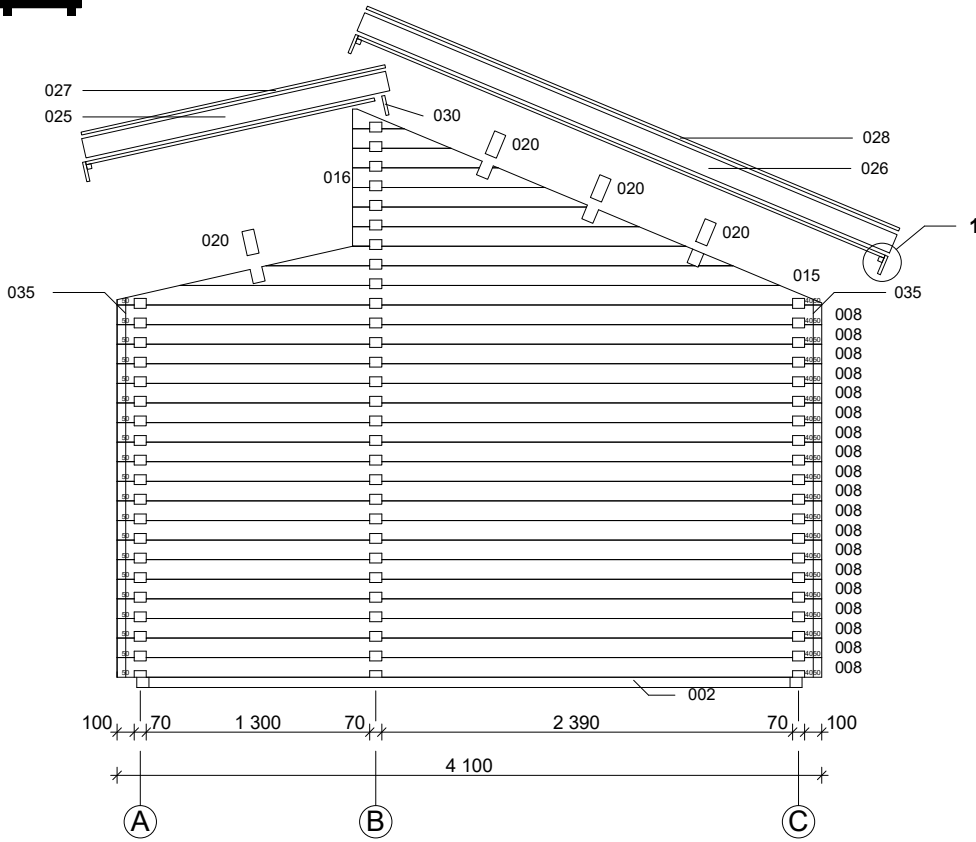
510



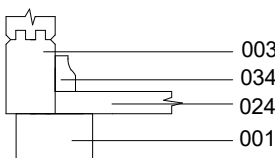
DE	Alle angegebenen Maße sind ca.-Maße
EN	All dimensions are approximate
NL	Alle maten zijn circa maten
NO	Alle vedlagte mål er ca
ES	Todas las dimensiones son aproximadas
PT	Todas as dimensões são aproximadas
PL	Wszystkie wymiary są przybliżone
EE	Kõik mõõdud on ligilähedased
IT	Tutte le misure indicate sono circa
DK	Alle angivne mål er ca.-mål
SE	Samtliga mått är ungefärliga
FR	Toutes les dimensions fournies sont approximatives

Langeoog C 70 / 510 x 410 cm

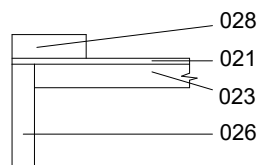




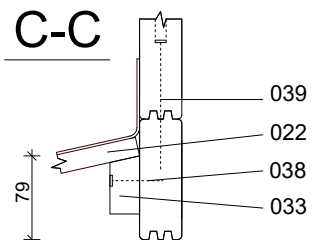
A-A


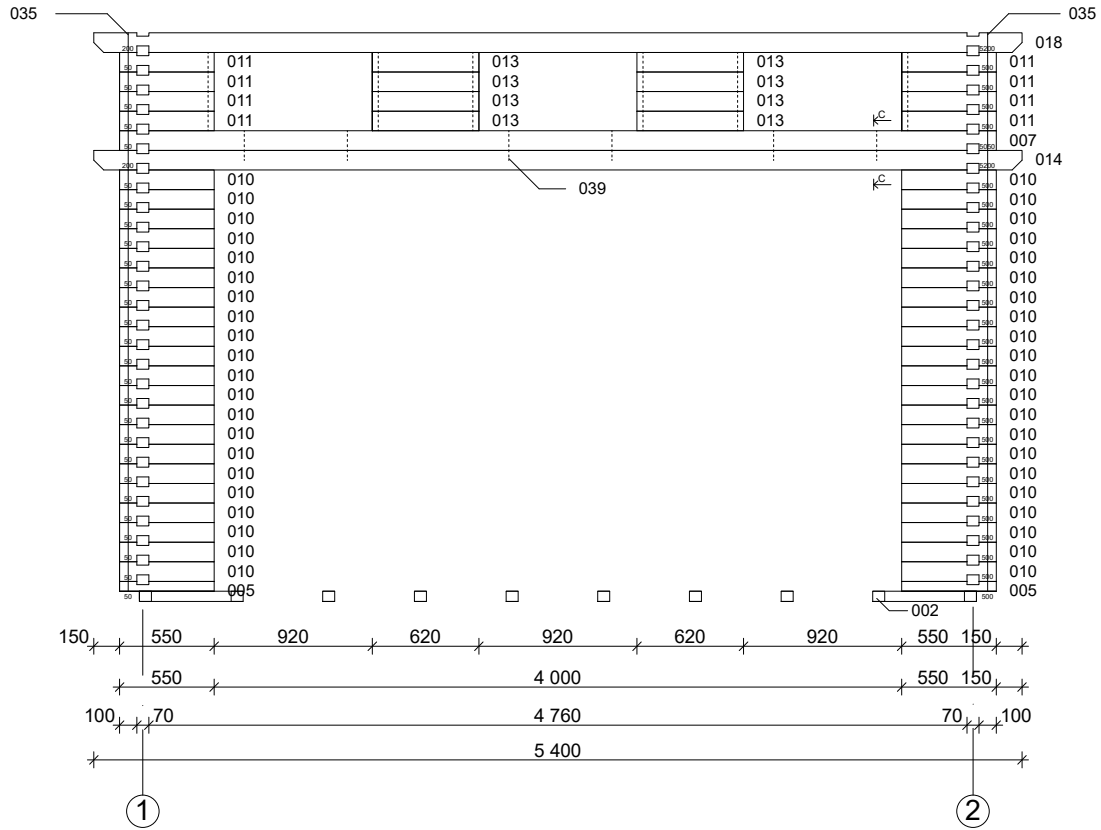




















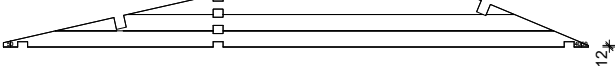
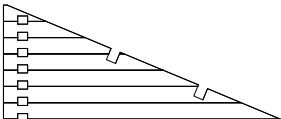












B-B







C-C

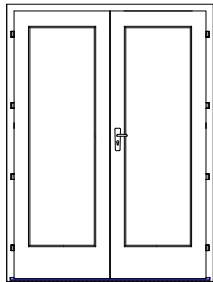




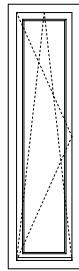
Nr.		 mm	 mm	 x
001	Foundation beams / Fundamenthölzer		4870/463	2/2
002			3730	10
003			5100	1
004			1830	2
005			550	2
006			5100	19
007			5100	1
008			4100	38
009			725	34
010			550	42
011			550	8
012			585	34
013			620	8
014			5400	1
015				4100
016		1927		2
017			5400	1
018			5400	1
019			5400	1
020			5400	4
021	Roofing felt / Dachpappe		--	--
022	Roof boards / Dachbretter		1720	49+1
023			3320	49+1
024	Floor boards / Fußbodenbretter	28x110	4755	35+1
025	Fascia board / Giebelblende 	18x143	1830	2
026			3370	2
027	Eave edging / Giebelabschlussbrett 	18x90	1830	2
028			3370	2
029	Roof edge reinforcement / Traufenleiste 	18x115	5400	3
030			250	2
031	Roof edge reinforcement / Traufenleiste	25x36	2700	6
032	Slat / Leiste	20x20	--	--
033	Slat / Leiste	28x55	4784/250	1/2
034	Baseboard / Fußleisten		ca. 18,4 m	

Langeoog C 70 / 510 x 410 cm - Specification / Teileliste


Nr.		 mm	 mm	 x
035	Threaded rod / Gewindestangen		2250/3290	4/2
036	Nut, washer / Mutter, Scheibe			12
037-1	Screws / Schrauben 4,0 x 40			50
037-2	Screws / Schrauben 4,0 x 50			800
038	Screws / Schrauben 5,0 x 70			40
039	Screws / Schrauben 6,0 x 140			55
040	Nails / Nägel 1,4 x 50			70
041	Hit block / Schlaghölzer		300-400	
042	Double door / Doppeltür ca. 1425 x 1955 mm - 70 mm DG - R			1
043	Window - Einzelfenster ca. 515 x 1890 mm - 70 mm "S. DG"			2
044	Window - Einzelfenster ca. 915 x 420 mm - 70 mm "S. DG"			3



Nr. 42
70 mm DG
1425 x 1955 mm
R



Nr. 43
70 mm "S. DG"
515 x 1890 mm



Nr. 44
70 mm "S. DG"
915 x 420 mm