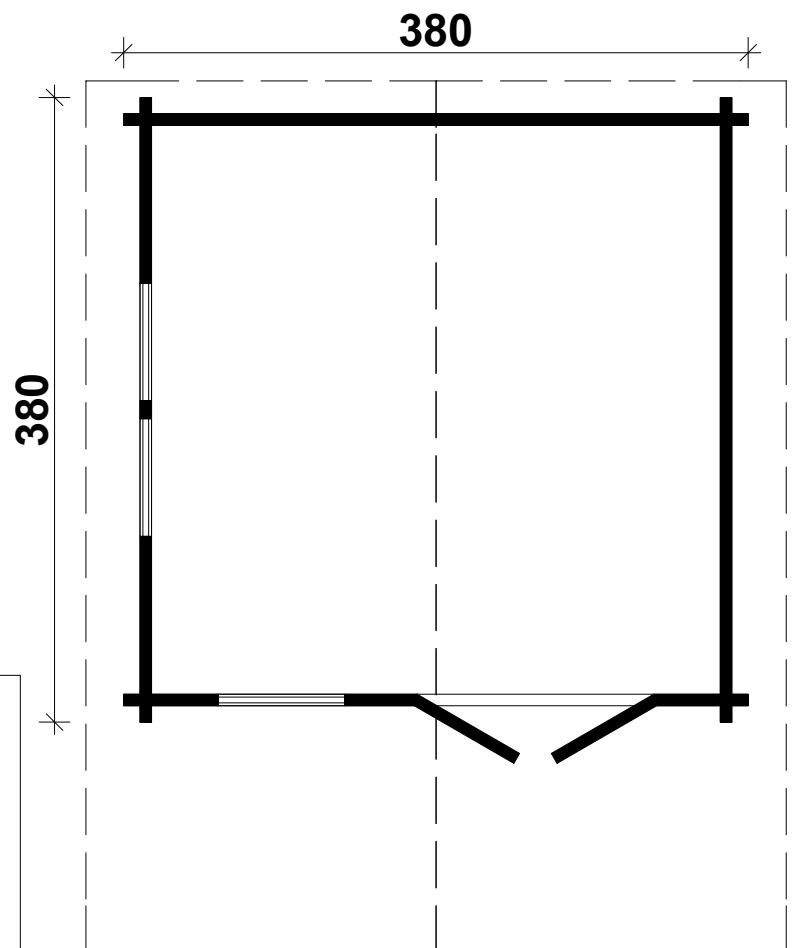


# Techn. Data / Daten

## Malaga B

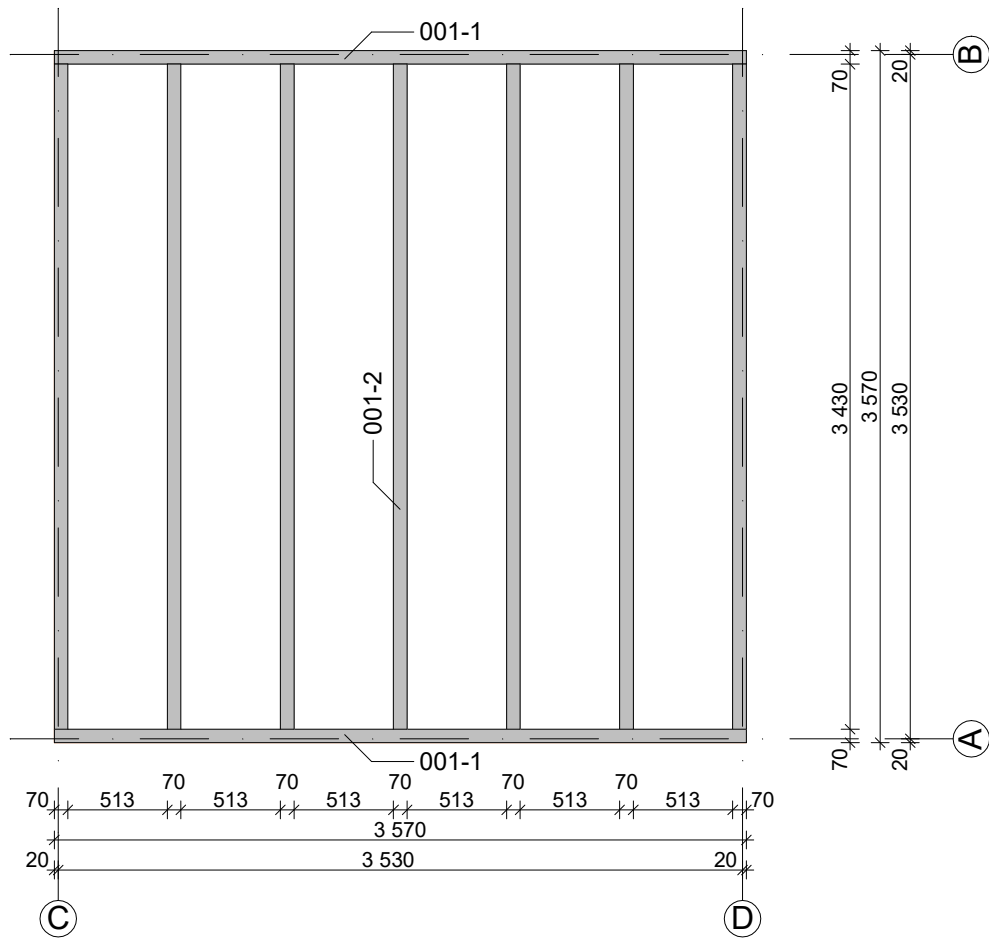
Log length (W x D) / Bohlenaußenmaß (B x T): 380 x 380 cm  
Wall size(outside) / Wandaußenmaß: 360 x 360 cm  
Log thickness / Bohlenstärke: 70 mm



Note: All dimensions are approximate !

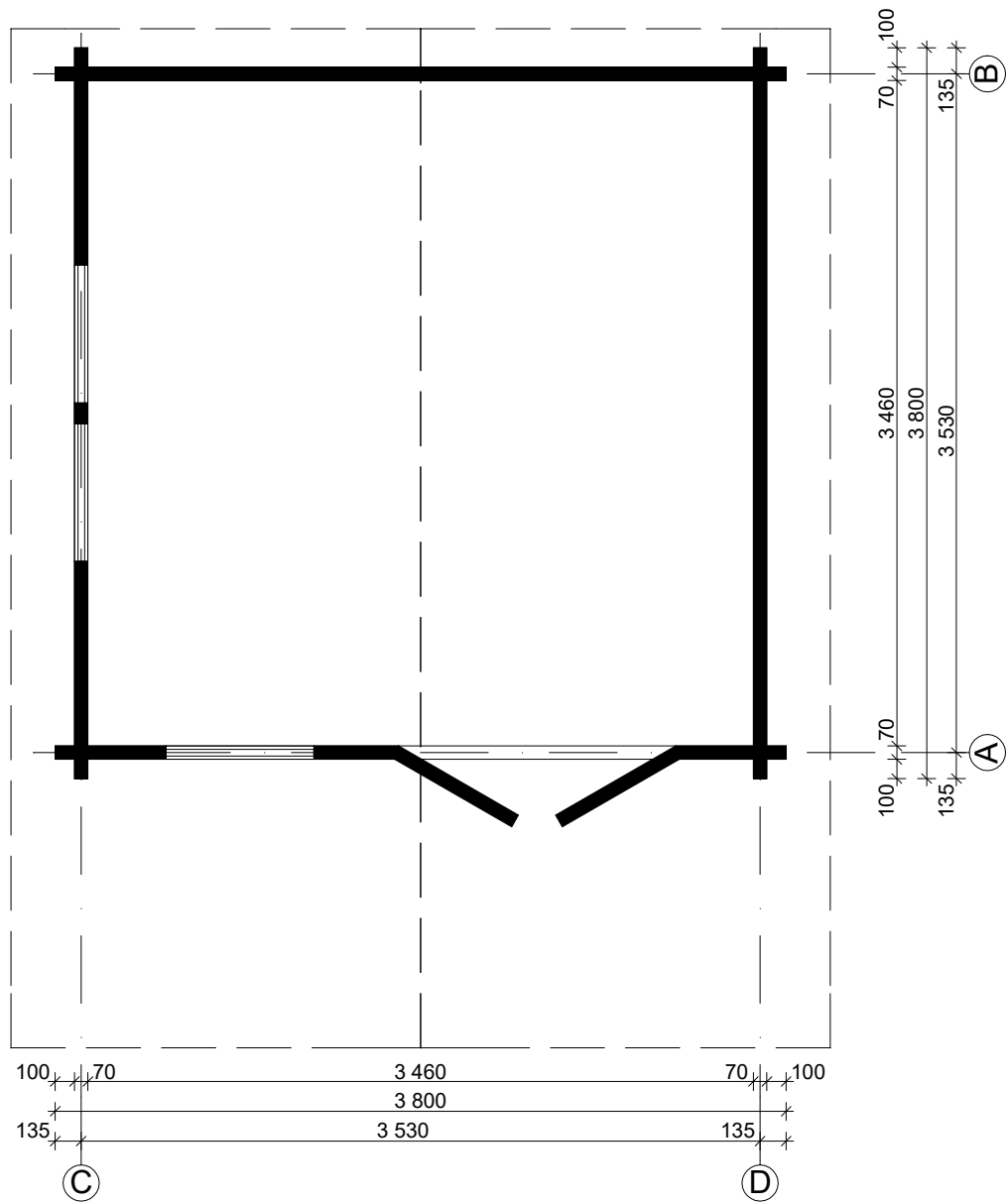
Achtung : Alle angegebenen Maße sind ca. - Maße !

# Malaga B 70 / 380 x 380 cm - 70 mm Foundation / Fundament



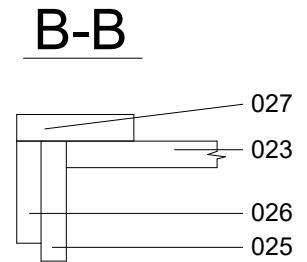
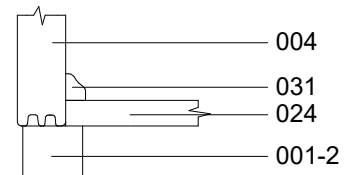
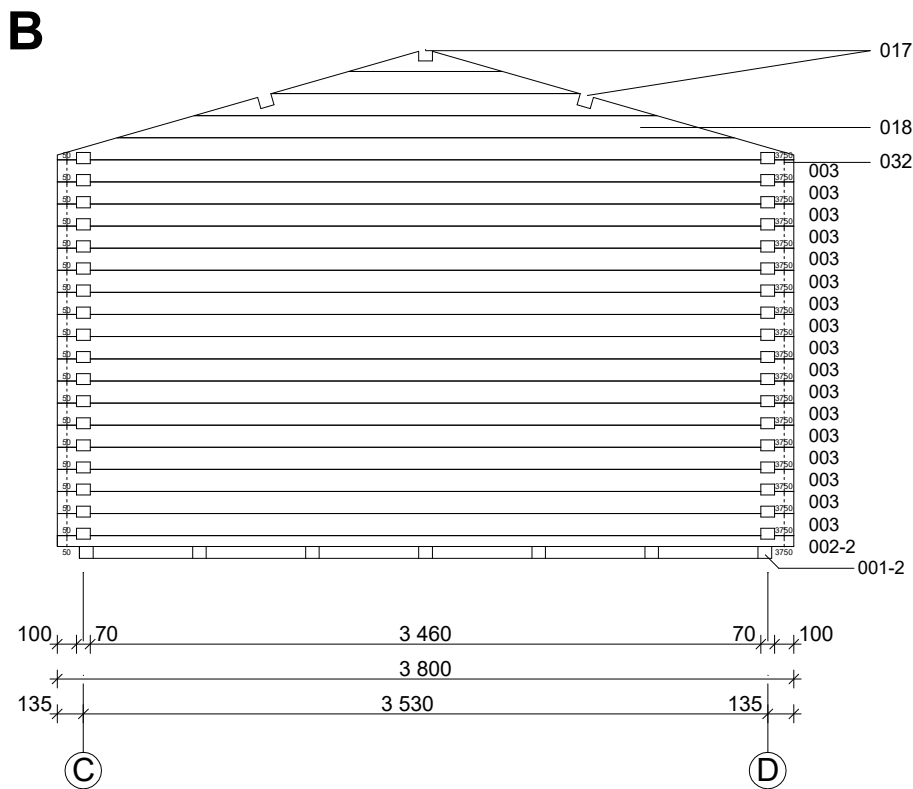
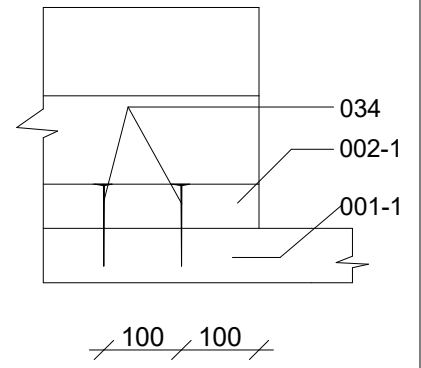
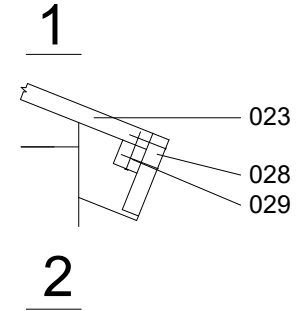
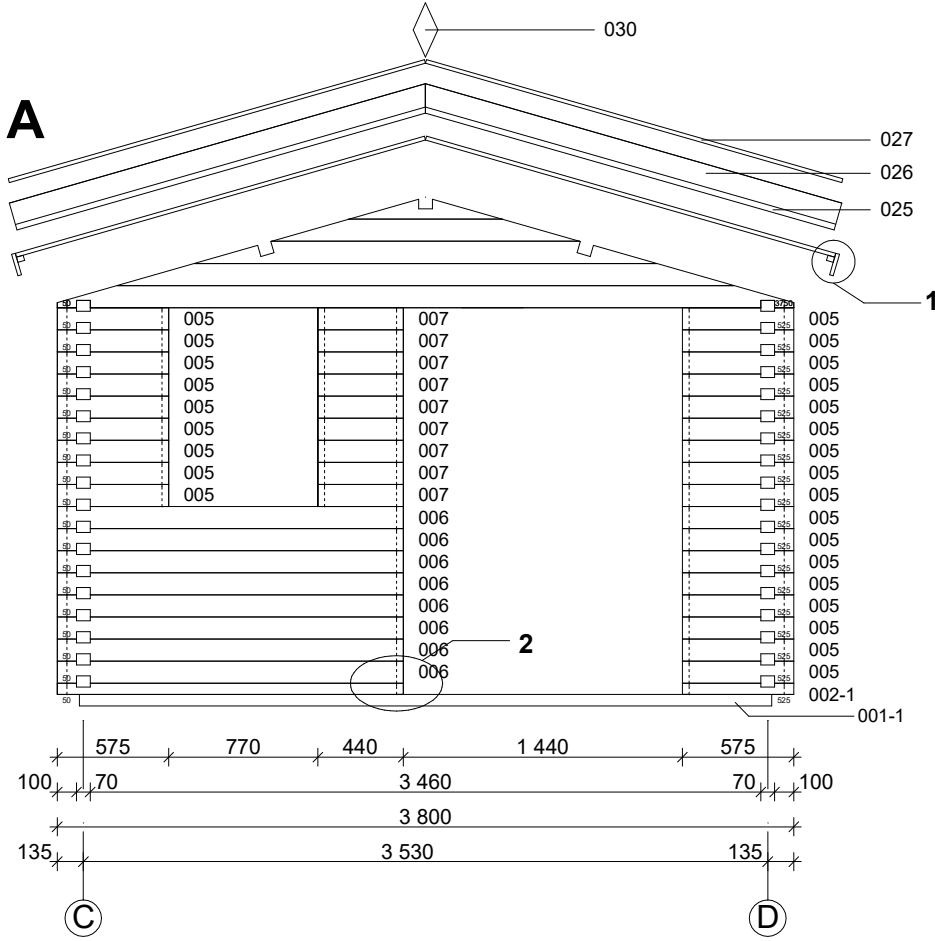
# Malaga B 70 / 380 x 380 cm - 70 mm

## Groundplan / Wandplan



















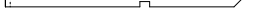





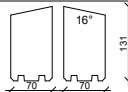

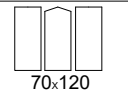
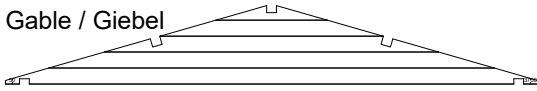
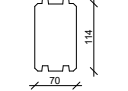






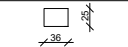

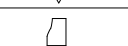
# Malaga B 70 / 380 x 380 cm - 70 mm

## A; B




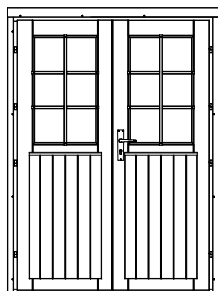


# Malaga B 70 / 380 x 380 cm - 70 mm - Specification / Teileliste

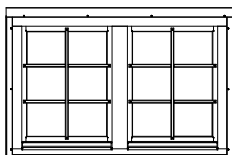
Nr.		 mm	 mm	 x
001-1	Foundation beams / Fundamenthölzer		3570	2
001-2			3430	7
002-1			1785/575	1/1
002-2			3800	1
003			3800	17
004			3800	20
005			575	26
006			1785	8
007			1130	15
008			440	9
009			1410	1
010			1690	1
011			1970	1
012			4080	1
013			4360	1
014			4640	1
015			4920	2
016			5300	2(1+1)
017	Purlin / Dachbalken 		5300	3(2+1)
018	Gable / Giebel 		3800	2
019	Double door / Doppeltür ca. 1425 x 1955mm - 70 mm Premium			1
020	Double window / Doppelfenster ca. 1530 x 990mm - 70 mm Premium			1
021	Window / Fenster ca. 765 x 990mm - 70 mm Premium			1
022	Roofing felt / Dachpappe			--
023	Roof boards / Dachbretter		2195	96+2
024	Floor boards / Fußbodenbretter		3456	32+1
025	Fascia board / Giebelblende 		2233	4
026				--
027	Gable edge board / Giebelabschlussbrett		2233	4
028	Eave edging / Traufenbrett		5300	2
029	Eave edging slat / Traufenleiste		2650	4
030	Diamond / Raute			2
031	Baseboard / Fußleisten		ca. 13,8 m	
032	Threaded Rod / Gewindestange		2080	4
033	Screws / Schrauben 4,0 x 40; 4,0 x 50			60 / 700

# Malaga B 70 / 380 x 380 cm - 70 mm - Specification / Teileliste

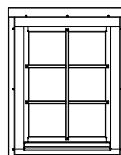
Nr.		 mm	 mm	 x
<b>034</b>	Screws / Schrauben 5,0 x 70; 5,0 x 120			30 / 20
<b>035</b>	Nails / Nägel 1,4 x 35			50
<b>036</b>	Nut, washer / Mutter, Scheibe			8
<b>037</b>	Schlaghölzer	70 x 114	300-400	



**NR. 019**  
70 mm Premium  
1425 x 1955 mm  
1 st.



**NR. 020**  
70 mm Premium  
1530 x 990 mm  
1 st.



**NR. 021**  
70 mm Premium  
765 x 990 mm  
1 st.