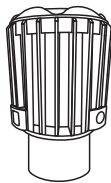


## OPERATION INSTRUCTIONS

Package Includes  
**1 x Mosquito Killer Lamp**  
**1 x USB Data Cable**

- 1** Took out the Lamp from the box, then raise the hanger.



- 2** Pull up the mosquito killer net from the activities cover.

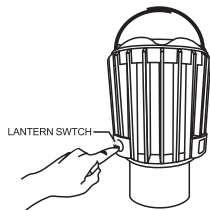


- 3** ① Press the lantern switch to shift to lighting mode.  
② Press the lantern switch to shift to flashing mode.

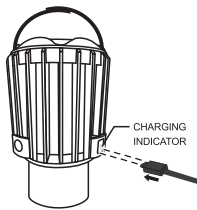


Switch/Flashlight/  
Camping Lamp

- 4** press the other button to activate the mosquito killer.



- 5** To charge it up, lift the input cover at the other side. Attached the micro USB cable connector, connected at either a wall charger, PC, or power bank. Remove the charger once the indicator turns green.



CHARGING  
INDICATOR

- 6** This product can be cleaned by water directly. Remove the Mosquito Killer Net from the activities cover then wash it in running water.

